AQUA GROUP

Pumps you can rely on

atx



PERFORMANCE CATALOGUE



AQUA GROUP

Pumps you can rely on

AQUAGROUP manufactures & exports a wide range of water pumps & Submersible Motors under the brand name - atx, The Export product range includes all products covered in the company website - www.aquagroup.in.

The Group uses high quality materials & State of the art manufacturing process. Thereby offering high quality & reliable products resulting in Customer Satisfaction.

The Group manufactures all components in house including

- Winding wire.
- Captive Stampings.
- Castings foundry Unit

The Range includes

- 3" Motors - Up to 1.5 hp
- 4" Motors - Up to 10.0 hp (both water filled & oil filled motors)
- 5" motors Up to 10.0 hp
- 6" Motors - Up to 50.0 hp in 50 HZ & 60.0 hp in 60 HZ
- 8" Motors - Up to 125.0 hp

In fact atx export brand is more known for its Bore well Submersible water filled Rewindable Motors. Both 50 HZ & 60 HZ Motors. It has a very strong presencein this product segment.

The group exports its water filled motors to renowned branded OEMs in two different Continents.

The Submersible Motors are manufactured in three different MOCs as per customer requirement, with winding in both PVC Winding & PP Winding, and the stampings are produced in-house. In fact that makes the Motor design unique - standing apart from competitor motors.

It is worth mentioning that all Export Motors are tested 100% before despatch.

AQUAGROUP Exports Motors & pumps to all the Continents including the Americas - USA Brazil, Argentina, Chile & Venezuela, Africas - Algeria, Morocco, Egypt & Libya, Europe - France & Italy & Middle East - Saudi Arabia, Oman, Qatar, UAE & Kuwait . (To name a few Countries with significant market share).





Customer Service is taken care by having Service Oriented Sales Distributors in each country And it is ensured that the Distributors stock spares adequately. In fact in some of the countries, the Factory trained mechanics take care of Customer service.

The company is exporting Submersible pump components to WILO Group Germany (SALMSON). This proves the products meet the stringent quality standards of European clients too..

The Company has own Export Excellence Awards eleven times from Engineering Exports Promotion Council, Ministry of Commerce & Industry, Govt of India.

The Group solicits new markets, placing all the above facts before its valued customers for considering the project, in an overall perspective with emphasis on the size of our organisation, International exposure & Quality Standards.









SUBMERSIBLE PUMPS



SUBMERSIBLE PUMPS

STAINLESS STEEL SUBMERSIBLE PUMPS

SUITABLE FOR 4",6" & 8" BOREWELLS



4-SS50, 6-SS50, 8-SS50 SERIES

atx

SUBMERSIBLE PUMPS

STAINLESS STEEL SUBMERSIBLE PUMPS

SUITABLE FOR 4", 6" & 8" BOREWELLS

4-SS50, 6-SS50 & 8-SS50 SERIES

APPLICATIONS

Portable Water Supply from Deep wells
Agriculture-Irrigation
Municipal and Industrial water supply
Pressure Boosting
Fountain
Dewatering in Mines etc..

SPECIFICATIONS

Submersible Pumps for 4",6" & 8" bore wells
Discharge rate upto 120m³/h, head upto 412m
Voltage: Single Phase: 220V ±10%
Three Phase: 380V ±10%
Switching Interval between restarts: 5min

CHARACTERISTICS

Pump Components are made of 304 Stainless Steel, except for the shaft which made of 431 Stainless Steel. Pump Shaft assure with resistance to mechanical wear and corrosion. Mounting specification are according to NEMA standards. The performance Tolerance confirm to ISO 9906, Annexure A standards. Offered in two version

4" Radial Flow Version

4-SS50-002, 4-SS50-003, 4-SS50-004, 4-SS50-005
0.37 to 5.5 kW / 0.5 to 7.5 HP

4" Mixed Flow Version

4-SS50-018
0.75 to 7.5 kW / 1.0 to 10.0 HP

6" Radial Flow Version

6-SS50-009, 6-SS50-012, 6-SS50-015, 6-SS50-021
1.1 to 22.0 kW / 1.5 to 30 HP

6" Mixed Flow Version

6-SS50-010, 6-SS50-017, 6-SS50-027, 6-SS50-030, 6-SS50-046, 6-SS50-060
1.1 to 22.0 kW / 1.5 to 30 HP

8" Mixed Flow Version

8-SS50-077, 8-SS50-095
5.5 to 75.0 kW / 7.5 to 100 HP

4-SS50 PUMP WITH 4" MOTOR (RADIAL FLOW)

SUITABLE FOR 4" BOREWELLS

SECTIONAL VIEW WITH MATERIAL OF CONSTRUCTION

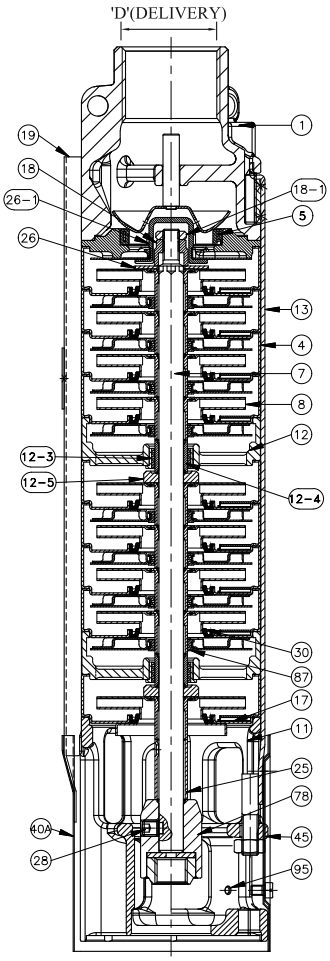

P.No	PART NAME	MATERIAL
1	VALVE CASING	CAST STAINLESS STEEL, CF8+ SS, AISI304
4	STAGE CASING ASSEMBLY	STAINLESS STEEL, AISI 304
5	NRV SEAT	SS, AISI 304 + NITRILE RUBBER
7	PUMP SHAFT	STAINLESS STEEL, AISI 304
8	IMPELLER ASSEMBLY	STAINLESS STEEL, AISI 304
11	INLET BRACKET ASSEMBLY	CAST STAINLESS STEEL, CF8
12	INTERMEDIATE ASSEMBLY	CAST STAINLESS STEEL, CF8
12-3	BUSH	SS, AISI 304 + NITRILE RUBBER
12-4	BUSH SLEEVE	STAINLESS STEEL, AISI 304
12-5	BUSH SUPPORT	LEADED TIN BRONZE,LTB-4
13	TIE BOLT ASSEMBLY	STAINLESS STEEL, AISI 304
17	BOTTOM STAGE CASING ASSEMBLY	STAINLESS STEEL, AISI 304
18	LOCK NUT	STAINLESS STEEL, AISI 304
18-1	CHECK NUT	STAINLESS STEEL, AISI 304
19	CABLE GUARD	STAINLESS STEEL, AISI 304
25	SPACER	STAINLESS STEEL, AISI 304
26	THRUST WASHER	STAINLESS STEEL, AISI 304
26-1	THRUST TOP	NITRILE RUBBER
28	GRUB SCREW	STAINLESS STEEL AISI 316
30	WEAR RING	SS, AISI 304 + NITRILE RUBBER
40	OUTER STRAINER	STAINLESS STEEL, AISI 304
45	HEXAGONAL NUT	STAINLESS STEEL, AISI 304
78	COUPLING ASSEMBLY	STAINLESS STEEL, AISI 304
87	STAGE BUSH	NITRILE RUBBER
95	CHEESE HEAD SCREW	STAINLESS STEEL, AISI 304

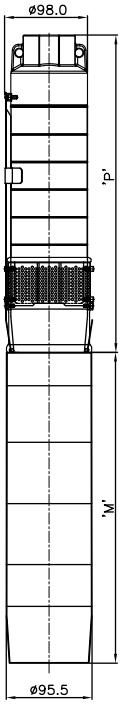

TYPE	'D' DELIVERY
4-SS50-002	1¼" BSP
4-SS50-003	1¼" BSP
4-SS50-004	1½" BSP
4-SS50-005	1½" BSP

4-SS50-002 SERIES (2 m³/h)

SUITABLE FOR 4" BOREWELLS



HYDRAULIC PERFORMANCE CHART AT 2880 rpm

50 Hz | ISO 9906

PUMP-STAGES	STAGES		CAPACITY								POWER		Height mm		Weight Kg	
		Gpm	0	1.8	3.5	5.3	7.0	8.8	10.6	11.9						
		Lpm	0	7	13	20	27	33	40	45						
		Lps	0	0.12	0.22	0.33	0.45	0.55	0.67	0.75						
		m³/h	0	0.4	0.8	1.2	1.6	2	2.4	2.7	HP	kW	M	P	M	P
4-SS50-002 - 06	06	HEAD [M]	36	35	34	32	28	24	17	10	0.5	0.37	625	356	19	4.8
4-SS50-002 - 09	09		53	52	50	46	41	34	24	14	0.5	0.37	625	419	19	5.6
4-SS50-002 - 13	13		77	76	72	67	60	50	35	21	0.75	0.55	625	503	19	6.6
4-SS50-002 - 15	15		89	87	83	77	69	57	40	24	1.0	0.75	655	545	22	7.1
4-SS50-002 - 18	18		107	105	100	93	84	70	49	29	1.0	0.75	655	608	22	7.8
4-SS50-002 - 23	23		137	135	128	119	107	90	64	38	1.5	1.1	685	713	25	9.1
4-SS50-002 - 28	28		167	164	157	146	132	110	79	48	2.0	1.5	705	839	27	10.6
4-SS50-002 - 33	33		196	192	184	171	153	127	90	54	2.0	1.5	705	944	27	11.9
4-SS50-002 - 40	40		245	239	228	213	191	158	111	64	3.0	2.2	765	1091	28	13.6
4-SS50-002 - 48	48		292	284	271	252	225	185	129	73	3.0	2.2	765	1259	28	15.6
4-SS50-002 - 55	55		336	327	311	290	260	214	150	85	4.0	3.0	815	1427	31	17.7
4-SS50-002 - 60	60		367	357	340	317	283	234	164	93	4.0	3.0	815	1532	31	18.9
4-SS50-002 - 65	65		395	383	365	339	302	249	172	95	4.0	3.0	815	1637	31	20.4
4-SS50-002 - 75	75		458	446	425	396	355	293	205	118	5.0	3.7	855	1853	36	23.0
4-SS50-002 - 80	80		489	476	454	422	379	312	218	126	5.0	3.7	855	1973	36	24.3
PUMP EFFICIENCY(%)			0	25	39	46	49	49	43	31						

4-SS50-002 SERIES (2 m³/h)

SUITABLE FOR 4" BOREWELLS

HYDRAULIC PERFORMANCE CURVE AT 2880 rpm **50 Hz | ISO 9906**

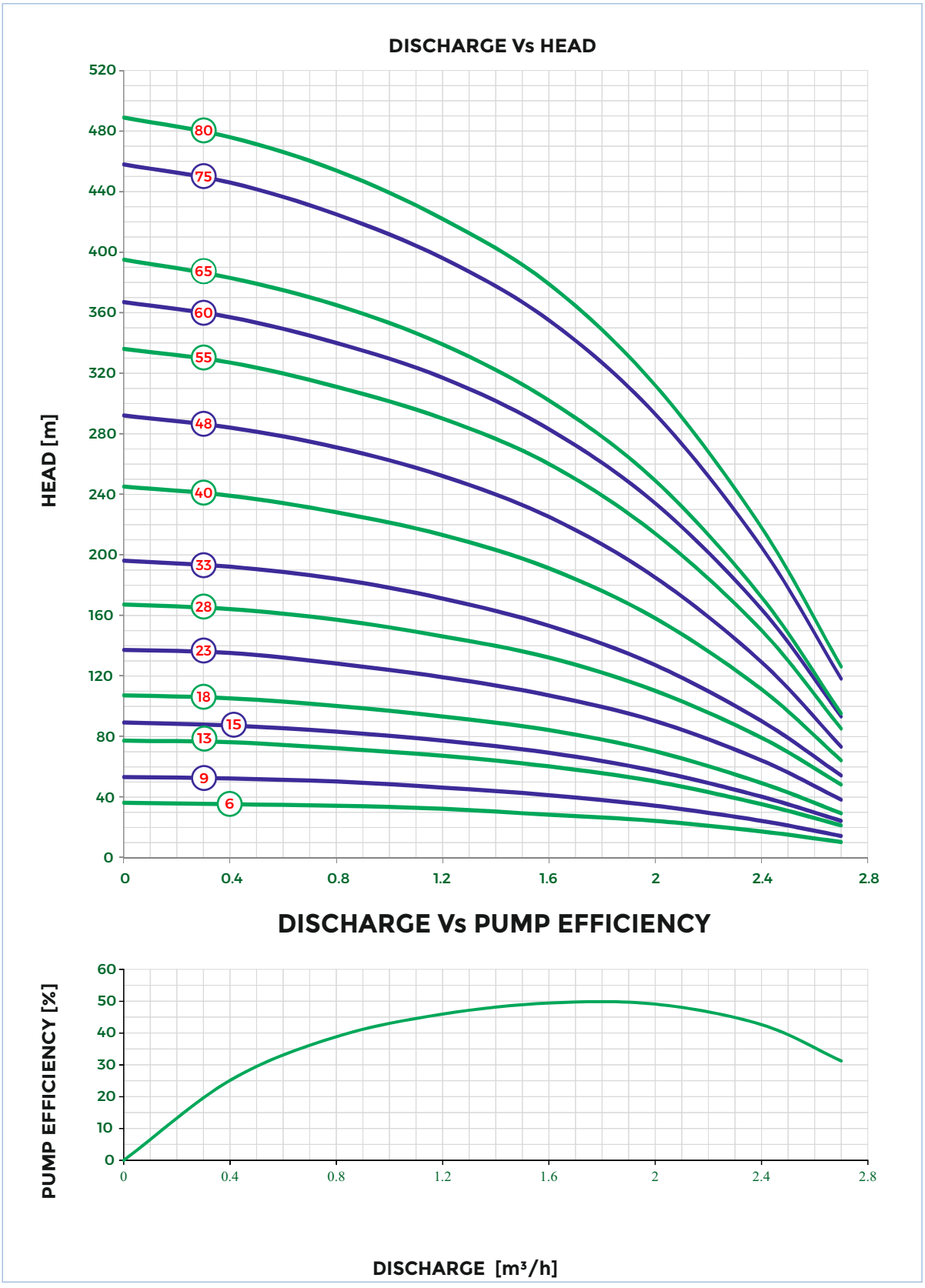

4-SS50-003 SERIES (3 m³/h)

SUITABLE FOR 4" BOREWELLS



HYDRAULIC PERFORMANCE CHART AT 2880 rpm

50 Hz | ISO 9906

PUMP-STAGES	STAGES	CAPACITY										POWER		Height mm		Weight Kg	
		Gpm	0	2.6	5.3	7.9	10.6	13.2	15.9	18.5	19.8						
		Lpm	0	10	20	30	40	50	60	70	75						
		Lps	0	0.17	0.33	0.5	0.67	0.83	1	1.17	1.25						
		m³/h	0	0.6	1.2	1.8	2.4	3	3.6	4.2	4.5	HP	kW	M	P	M	P
4-SS50-003 - 06	06	HEAD [M]	38	36	34	32	29	26	21	14	9	0.5	0.37	625	356	19	4.8
4-SS50-003 - 09	09		57	54	51	47	43	38	30	19	13	0.75	0.55	625	419	19	5.6
4-SS50-003 - 12	12		77	72	68	64	59	52	42	28	20	1.0	0.75	655	482	22	6.3
4-SS50-003 - 15	15		98	93	88	83	77	70	58	40	29	1.5	1.1	685	545	25	7.1
4-SS50-003 - 18	18		116	110	104	97	90	81	67	46	33	1.5	1.1	685	608	25	7.8
4-SS50-003 - 22	22		142	134	127	120	111	98	80	54	39	2.0	1.5	705	692	27	8.8
4-SS50-003 - 25	25		160	152	143	134	124	110	90	61	44	2.0	1.5	705	776	27	9.9
4-SS50-003 - 29	29		186	175	165	155	144	127	104	70	50	3.0	2.2	765	860	28	10.9
4-SS50-003 - 33	33		211	200	189	177	164	145	117	80	58	3.0	2.2	765	944	28	11.9
4-SS50-003 - 39	39		252	239	226	212	196	172	138	94	70	4.0	3.0	815	1070	31	13.4
4-SS50-003 - 45	45		288	273	258	242	224	199	162	110	82	4.0	3.0	815	1196	31	14.9
4-SS50-003 - 52	52		335	317	300	282	261	230	184	124	91	5.0	3.7	855	1364	36	16.9
4-SS50-003 - 58	58		374	354	334	315	291	256	205	138	101	5.0	3.7	855	1490	36	18.4
4-SS50-003 - 65	65		419	397	375	353	327	287	230	155	113	6.0	4.5	905	1637	39	20.2
4-SS50-003 - 72	72		464	439	415	390	362	318	255	171	125	6.0	4.5	905	1784	39	21.9
PUMP EFFICIENCY(%)			0	23	40	50	56	57	54	44	37						

4-SS50-003 SERIES (3 m³/h)

SUITABLE FOR 4" BOREWELLS

HYDRAULIC PERFORMANCE CURVE AT 2880 rpm **50 Hz | ISO 9906**

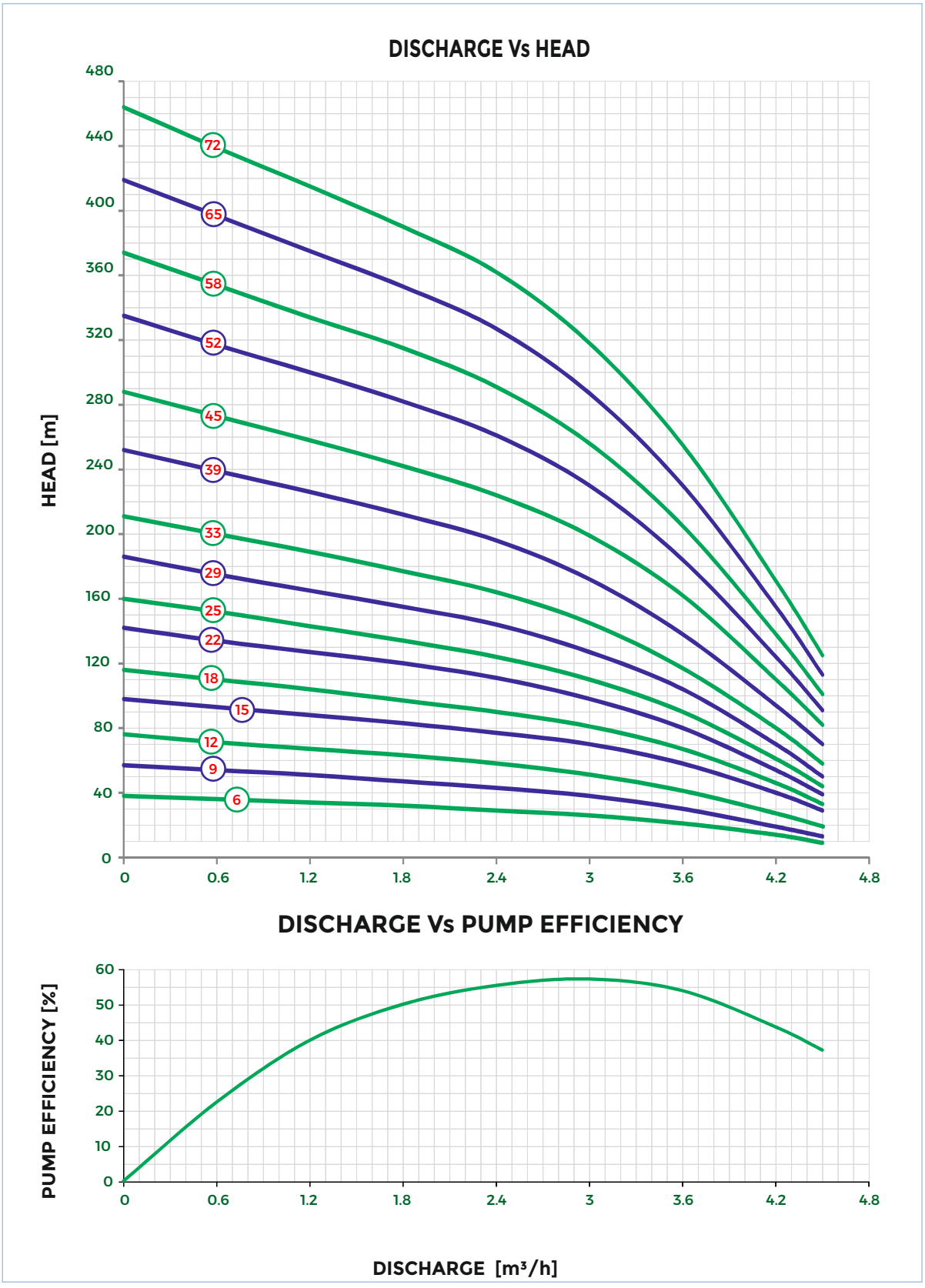

4-SS50-004 SERIES (4 m³/h)

SUITABLE FOR 4" BOREWELLS



HYDRAULIC PERFORMANCE CHART AT 2880 rpm

50 Hz | ISO 9906

PUMP-STAGES	STAGES		CAPACITY								POWER		Height mm		Weight Kg	
		Gpm	0	4.4	8.8	13.2	15.9	17.6	19.8	22.0						
		Lpm	0	17	33	50	60	67	75	83						
		Lps	0	0.28	0.56	0.83	1	1.11	1.25	1.39						
		m³/h	0	1	2	3	3.6	4	4.5	5	HP	kW	M	P	M	P
4-SS50-004 - 04	04	HEAD [M]	25	23	21	18	16	15	13	10	0.5	0.37	625	314	19	4.3
4-SS50-004 - 07	07		44	40	37	32	28	26	22	18	0.75	0.55	625	377	19	5.1
4-SS50-004 - 10	10		62	57	52	45	40	37	32	25	1.0	0.75	655	440	22	5.8
4-SS50-004 - 15	15		93	86	78	68	60	55	47	38	1.5	1.1	685	545	25	7.3
4-SS50-004 - 20	20		124	114	104	90	80	73	63	50	2.0	1.5	705	650	27	8.3
4-SS50-004 - 25	25		155	142	130	113	100	91	78	63	3.0	2.2	765	776	28	9.9
4-SS50-004 - 31	31		192	176	161	140	124	113	97	78	3.0	2.2	765	902	28	11.4
4-SS50-004 - 35	35		217	199	182	158	140	128	110	88	3.0	2.2	765	986	28	12.4
4-SS50-004 - 42	42		261	239	219	189	168	153	131	105	4.0	3.0	815	1133	31	14.1
4-SS50-004 - 45	45		279	256	234	203	180	164	141	113	4.0	3.0	815	1195	31	14.9
4-SS50-004 - 47	47		292	267	245	212	188	171	147	118	5.0	3.7	855	1238	36	15.4
4-SS50-004 - 52	52		322	295	270	234	208	189	162	130	5.0	3.7	855	1364	36	16.9
4-SS50-004 - 55	55		341	313	286	248	220	200	172	138	6.0	4.5	905	1427	39	17.7
4-SS50-004 - 62	62		384	352	322	279	248	226	194	155	6.0	4.5	905	1574	39	19.4
4-SS50-004 - 65	65		403	369	338	293	260	237	203	163	6.0	4.5	905	1637	39	20.2
4-SS50-004 - 70	70		434	398	364	315	280	255	219	175	7.5	5.5	955	1742	41	21.4
4-SS50-004 - 77	77		477	437	400	347	308	280	240	193	7.5	5.5	955	1910	41	23.5
4-SS50-004 - 80	80		496	454	416	360	320	291	250	200	7.5	5.5	955	1958	41	24.3
PUMP EFFICIENCY(%)			0	35	48	54	55.25	55	53.5	49						

4-SS50-004 SERIES (4 m³/h)

SUITABLE FOR 4" BOREWELLS

HYDRAULIC PERFORMANCE CURVE AT 2880 rpm **50 Hz | ISO 9906**

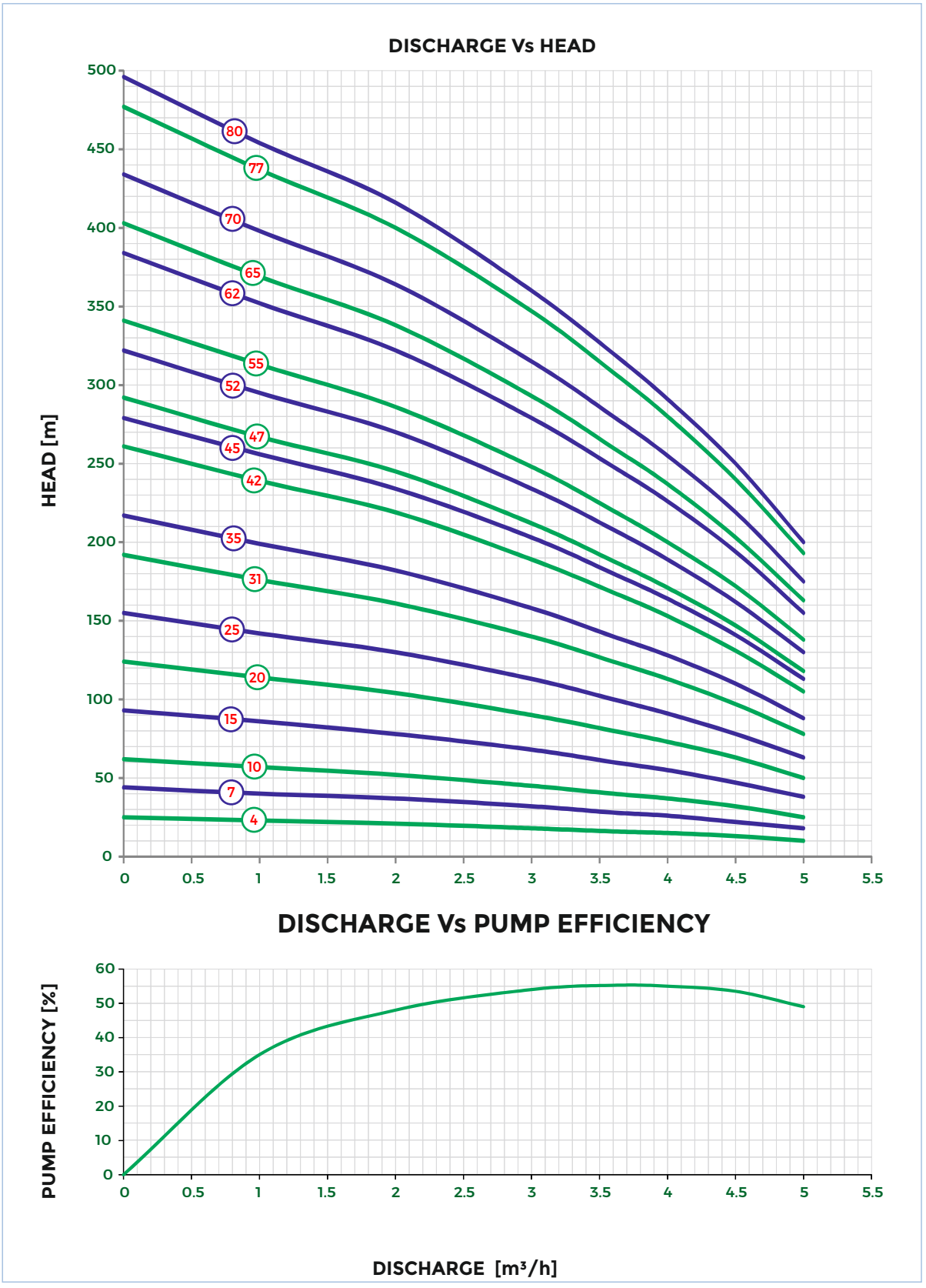

4-SS50-005 SERIES(5 m³/h)

SUITABLE FOR 4" BOREWELLS



HYDRAULIC PERFORMANCE CHART AT 2880 rpm

50 Hz | ISO 9906

PUMP-STAGES	STAGES		CAPACITY									POWER		Height mm		Weight Kg	
		Gpm	0	8.8	13.2	17.6	19.8	22.0	24.2	26.4	28.6						
		Lpm	0	33	50	67	75	83	92	100	108						
		Lps	0	0.56	0.83	1.11	1.25	1.39	1.53	1.67	1.81						
		m³/h	0	2	3	4	4.5	5	5.5	6	6.5	HP	kW	M	P	M	P
4-SS50-005 - 04	04	HEAD [M]	27	23	21	19	18	16	14	12	10	0.5	0.3	625	314	19	4.3
4-SS50-005 - 06	06		40	34	32	29	27	24	21	18	15	0.75	0.5	625	356	19	4.8
4-SS50-005 - 08	08		53	45	42	38	36	32	28	24	20	1.0	0.7	655	398	22	5.3
4-SS50-005 - 12	12		79	68	63	57	53	48	42	36	30	1.5	1.1	685	482	25	6.3
4-SS50-005 - 17	17		111	96	89	81	75	68	60	51	43	2.0	1.5	705	587	27	7.6
4-SS50-005 - 21	21		138	119	110	100	93	84	74	63	53	3.0	2.2	765	671	28	8.6
4-SS50-005 - 25	25		164	141	131	119	110	100	88	75	63	3.0	2.2	765	776	28	9.9
4-SS50-005 - 33	33		216	186	173	156	146	132	116	99	83	4.0	3.0	815	944	31	11.9
4-SS50-005 - 38	38		248	214	199	180	168	152	133	114	95	5.0	3.7	855	1049	36	13.1
4-SS50-005 - 40	40		261	225	209	189	176	160	140	120	100	5.0	3.7	855	1091	36	13.6
4-SS50-005 - 44	44		288	248	230	208	194	176	154	132	110	6.0	4.5	905	1175	39	14.6
4-SS50-005 - 48	48		314	270	251	227	212	192	168	144	120	6.0	4.5	905	1259	39	15.6
4-SS50-005 - 52	52		340	293	272	246	229	208	182	156	130	6.0	4.5	905	1364	39	16.9
4-SS50-005 - 60	60		392	338	314	284	264	240	210	180	150	7.5	5.5	955	1532	41	18.9
4-SS50-005 - 80	80		515	442	402	358	332	301	267	233	198	10.0	7.5	955	1958	41	24.3
PUMP EFFICIENCY(%)			0	44	51	56	57.5	57	55	52	48						

4-SS50-005 SERIES(5 m³/h)

SUITABLE FOR 4" BOREWELLS

HYDRAULIC PERFORMANCE CURVE AT 2880 rpm **50 Hz | ISO 9906**

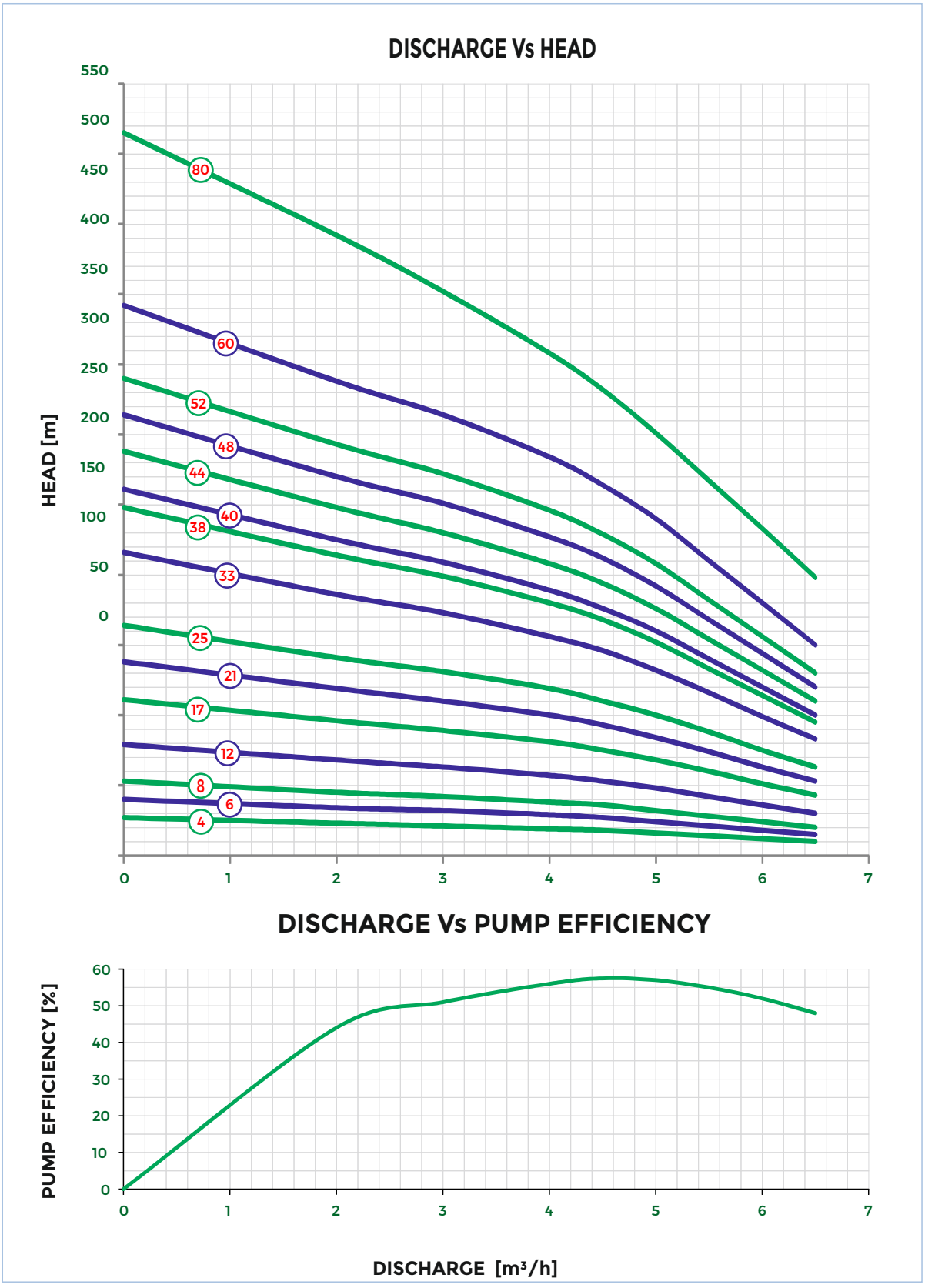

SUBMERSIBLE PUMPS



4-SS50 PUMP WITH 4" MOTOR (MIXED FLOW)

SUITABLE FOR 4" BOREWELLS

SECTIONAL VIEW WITH MATERIAL OF CONSTRUCTION

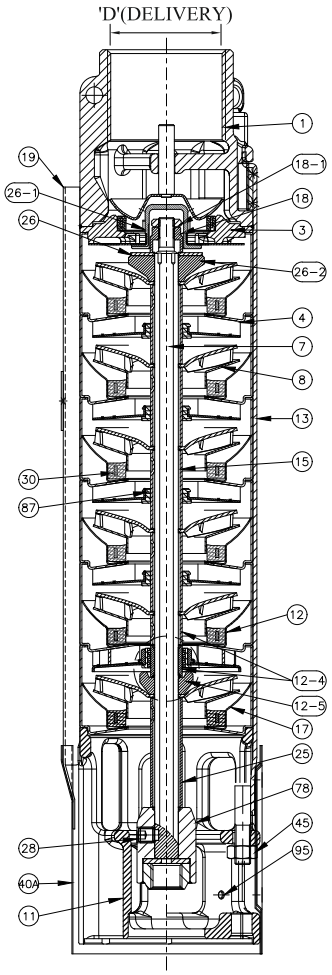

P.No	PART NAME	MATERIAL
1	VALVE CASING ASSEMBLY	CAST STAINLESS STEEL, CF8 +SS, AISI 304
4	STAGE CASING ASSEMBLY	STAINLESS STEEL,AISI 304
7	PUMP SHAFT	STAINLESS STEEL, AISI 304
8	IMPELLER ASSEMBLY	STAINLESS STEEL, AISI 304
11	INLET BRACKET	CAST STAINLESS STEEL,CF8
12	BUSH STAGE CASING ASSEMBLY	STAINLESS STEEL AISI 304
12-4	BUSH SLEEVE	STAINLESS STEEL,AISI 304
12-5	BUSH SUPPORT	LEADED TIN BRONZE, LTB4
13	TIE BOLT ASSEMBLY	STAINLESS STEEL, AISI 304
15	DISTANCE PIECE	STAINLESS STEEL, AISI 304
17	BOTTOM STAGE CASING ASSEMBLY	STAINLESS STEEL,AISI 304
18	LOCK NUT	STAINLESS STEEL AISI 304
18-1	CHECK NUT	STAINLESS STEEL, AISI 304
19	CABLE GUARD	STAINLESS STEEL, AISI 304
25	SPACER	STAINLESS STEEL, AISI 304
26	THRUST WASHER	STAINLESS STEEL, AISI 304
26-1	THRUST TOP	NITRILE RUBBER
26-2	THRUST SUPPORT	LEADED TIN BRONZE, LTB4
28	GRUB SCREW	STAINLESS STEEL, AISI 316
30	WEAR RING	SS,AISI304 + NITRILE RUBBER
40	OUTER STRAINER	STAINLESS STEEL, AISI 304
45	HEXAGONAL NUT	STAINLESS STEEL, AISI 304
78	COUPLING ASSEMBLY	STAINLESS STEEL, AISI 410
87	STAGE BUSH	NITRILE RUBBER
95	CHEESE HEAD SCREW	STAINLESS STEEL, AISI 304

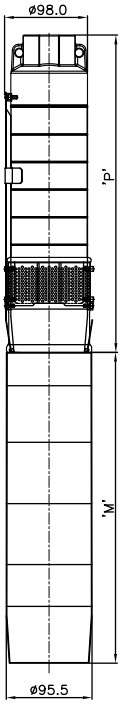

TYPE	'D' DELIVERY
4-SS50-008	2" BSP

4-SS50-008 SERIES (8 m³/h)

SUITABLE FOR 4" BOREWELLS



HYDRAULIC PERFORMANCE CHART AT 2880 rpm

50 Hz | ISO 9906

PUMP-STAGES	STAGES	CAPACITY									POWER		Height mm		Weight Kg	
		Gpm	0	8.8	17.6	26.4	35.2	44.0	48.4	50.0						
		Lpm	0	33	67	100	133	167	183	190						
		Lps	0	0.55	1.12	1.67	2.22	2.78	3.05	3.17						
		m³/h	0	2	4	6	8	10	11	11.4	HP	kW	M	P	M	P
4-SS50-008 - 05	05	HEAD [M]	30	27	25	23	21	16	12	11	1.0	0.75	655	413	22	5.5
4-SS50-008 - 07	07		42	39	35	33	29	23	17	16	1.5	1.1	685	497	25	6.5
4-SS50-008 - 10	10		60	55	50	47	41	31	25	22	2.0	1.5	705	623	27	7.7
4-SS50-008 - 12	12		72	67	61	57	51	39	31	28	3.0	2.2	765	707	28	8.6
4-SS50-008 - 15	15		90	83	76	70	63	47	37	33	3.0	2.2	765	833	28	9.9
4-SS50-008 - 18	18		108	100	91	84	75	57	45	40	4.0	3.0	815	959	31	11.2
4-SS50-008 - 21	21		126	118	107	99	89	69	54	48	5.0	3.7	855	1085	36	12.5
4-SS50-008 - 25	25		150	139	127	116	104	79	62	55	5.0	3.7	855	1253	36	14.2
4-SS50-008 - 30	30		180	166	151	139	123	92	71	63	6.0	4.5	905	1463	39	16.5
4-SS50-008 - 37	37		221	203	184	168	148	110	85	75	7.5	5.5	955	1757	41	19.5
4-SS50-008 - 44	44		263	242	220	201	177	132	101	90	10.0	7.5	955	2051	41	23.5
4-SS50-008 - 50	50		298	274	248	225	199	146	113	99	10.0	7.5	955	2303	41	26.0
PUMP EFFICIENCY(%)			0	38	48	55	60	57	52	52						

4-SS50-008 SERIES (8 m³/h)

SUITABLE FOR 4" BOREWELLS

HYDRAULIC PERFORMANCE CURVE AT 2880 rpm **50 Hz | ISO 9906**

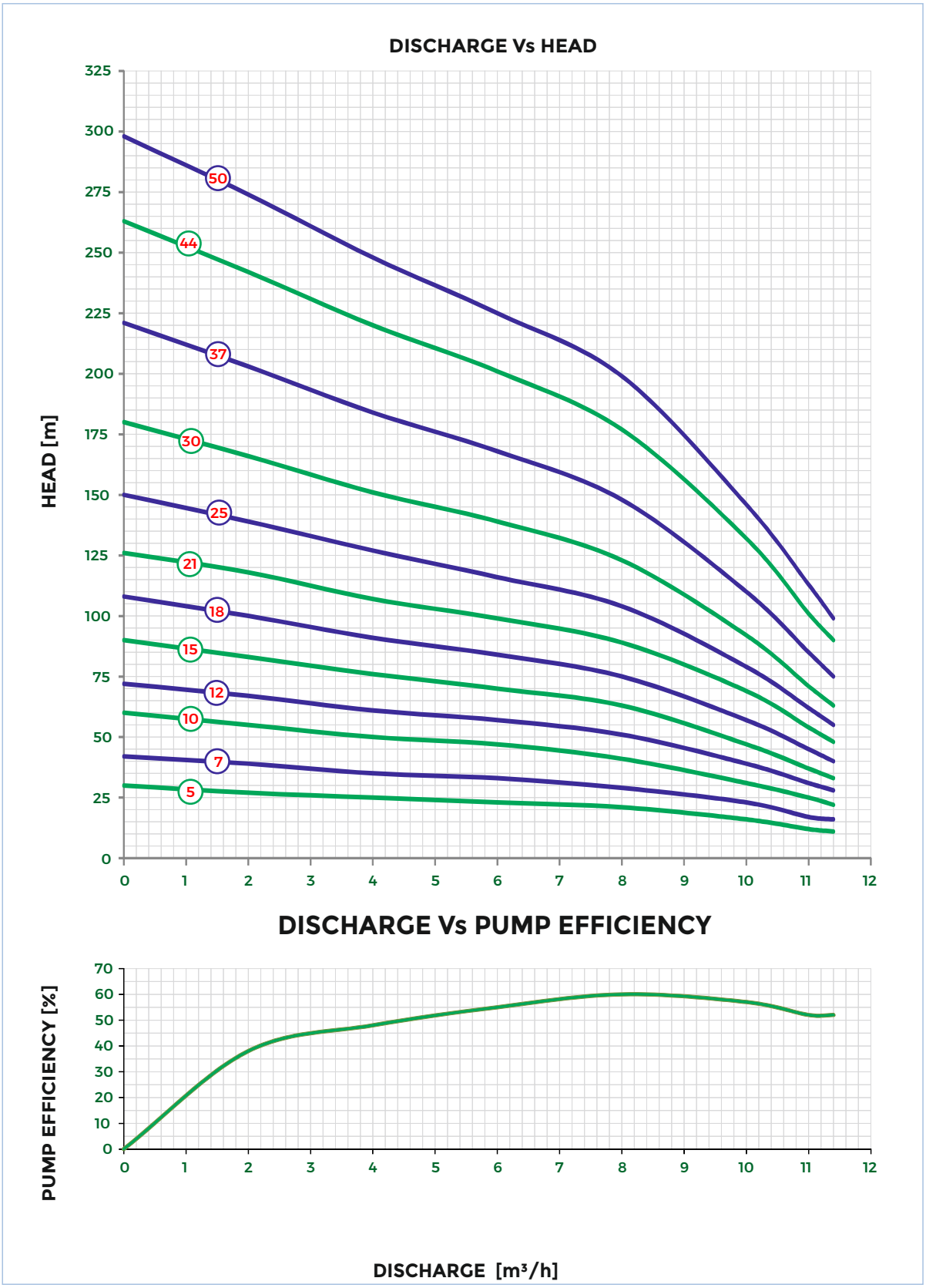

SUBMERSIBLE PUMPS



6-SS50 PUMP WITH 6" MOTOR (RADIAL FLOW)

SUITABLE FOR 6" BOREWELLS

SECTIONAL VIEW WITH MATERIAL OF CONSTRUCTION

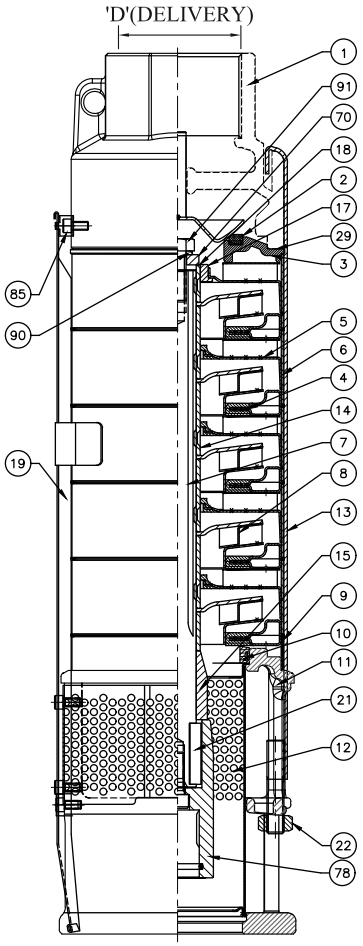

P.No	PART NAME	MATERIAL
1	VALVE CASING ASSEMBLY	CAST STAINLESS STEEL,CF8
2	NON RETURN VALVE	STAINLESS STEEL, AISI 304
3	VALVE CASING DISC PLATE ASSEMBLY	SS, AISI 304 + RUBBER
4	DIFFUSER HOUSING DISC ASSEMBLY	STAINLESS STEEL,AISI 304
5	DIFFUSER ASSEMBLY	STAINLESS STEEL, AISI 304
6	DIFFUSER HOUSING	STAINLESS STEEL, AISI 304.
7	PUMP SHAFT	STAINLESS STEEL, AISI 431
8	IMPELLER ASSEMBLY	STAINLESS STEEL AISI 304
9	INLET BRACKET RING	STAINLESS STEEL, AISI 304
10	STRAINER LOCK RING	SS, AISI 304 + RUBBER
11	INLET BRACKET ASSEMBLY	CAST STAINLESS STEEL,CF8
12	STRAINER	STAINLESS STEEL, AISI 304
13	TIE BOLT ASSEMBLY	STAINLESS STEEL, AISI 304
14	DISTANCE PIECE	STAINLESS STEEL, AISI 304
15	SPACER	STAINLESS STEEL, AISI 304
17	PUMP BUSH ASSEMBLY	SS, AISI 304+ LEADED TIN BRONZE,LTB-4
18	SLEEVE-TOP	STAINLESS STEEL, AISI 304
19	CABLE GUARD WITH CLIP	STAINLESS STEEL, AISI 304
21	COLLAR	STAINLESS STEEL, AISI 304
22	HEXAGONAL NUT	STAINLESS STEEL, AISI 304
29	GASKET	DONIT BA-U
70	WASHER	STAINLESS STEEL, AISI 304
78	COUPLING ASSEMBLY	STAINLESS STEEL, AISI 410
85	CHEESE HEAD SCREW	STAINLESS STEEL, AISI 304
90	SPRING WASHER	STAINLESS STEEL, AISI 304
91	HEXAGONAL BOLT	STAINLESS STEEL, AISI 304

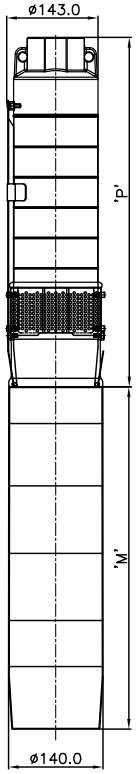

TYPE	'D' DELIVERY
6-SS50-009	2" BSP
6-SS50-012	2½" BSP
6-SS50-015	2½" BSP
6-SS50-021	2½" BSP

6-SS50-009 SERIES(9 m³/h)

SUITABLE FOR 6" BOREWELLS



HYDRAULIC PERFORMANCE CHART AT 2880 rpm

50 Hz | ISO 9906

PUMP-STAGES	STAGES		CAPACITY								POWER		Height mm		Weight Kg	
		Gpm	0	13.2	22.0	30.8	39.6	48.4	57.0	66.0						
		Lpm	0	50	83	117	150	183	217	250						
		Lps	0	0.8	1.4	1.9	2.5	3.1	3.6	4.2						
		m³/h	0	3	5	7	9	11	13	15	HP	kW	M	P	M	P
6-SS50-009 - 06	06	HEAD [M]	60	58	56	54	50	44	35	24	3.0	2.2	728.5	503	47.3	13.0
6-SS50-009 - 07	07		70	68	66	63	59	52	42	29	4.0	3.0	758.5	538	49.8	14.0
6-SS50-009 - 08	08		79	76	73	70	65	56	44	30	4.0	3.0	758.5	573	49.8	15.0
6-SS50-009 - 10	10		98	94	91	87	80	70	55	38	5.5	4.0	758.5	643	52.3	16.5
6-SS50-009 - 12	12		119	114	111	107	101	88	71	48	6.0	4.5	788.5	713	55.8	18.5
6-SS50-009 - 15	15		148	144	140	134	123	108	86	60	7.5	5.5	828.5	818	58.3	21.0
6-SS50-009 - 18	18		183	179	175	169	158	140	113	78	10.0	7.5	938.5	923	66.4	23.5
6-SS50-009 - 20	20		199	194	189	183	170	150	119	83	10.0	7.5	938.5	993	66.4	25.5
6-SS50-009 - 22	22		219	216	212	205	191	169	136	95	12.5	9.3	998.5	1063	71.1	27.0
6-SS50-009 - 25	25		249	245	241	233	217	192	155	107	12.5	9.3	998.5	1168	71.1	29.5
6-SS50-009 - 30	30		298	291	284	273	253	222	177	122	15.0	11.0	1078.5	1343	77.6	34.0
6-SS50-009 - 35	35		348	340	332	319	295	259	206	142	17.5	13.0	1128.5	1518	82.1	38.5
6-SS50-009 - 41	41		403	392	380	364	336	293	236	159	20.0	15.0	1178.5	1693	89.3	43.0
6-SS50-009 - 51	51		502	485	468	440	397	341	273	180	25.0	18.5	1088.5	2043	86.0	51.5
PUMP EFFICIENCY(%)			0	29	41	50	57	62	59	48						

6-SS50-009 SERIES(9 m³/h)

SUITABLE FOR 6" BOREWELLS

HYDRAULIC PERFORMANCE CURVE AT 2880 rpm **50 Hz | ISO 9906**

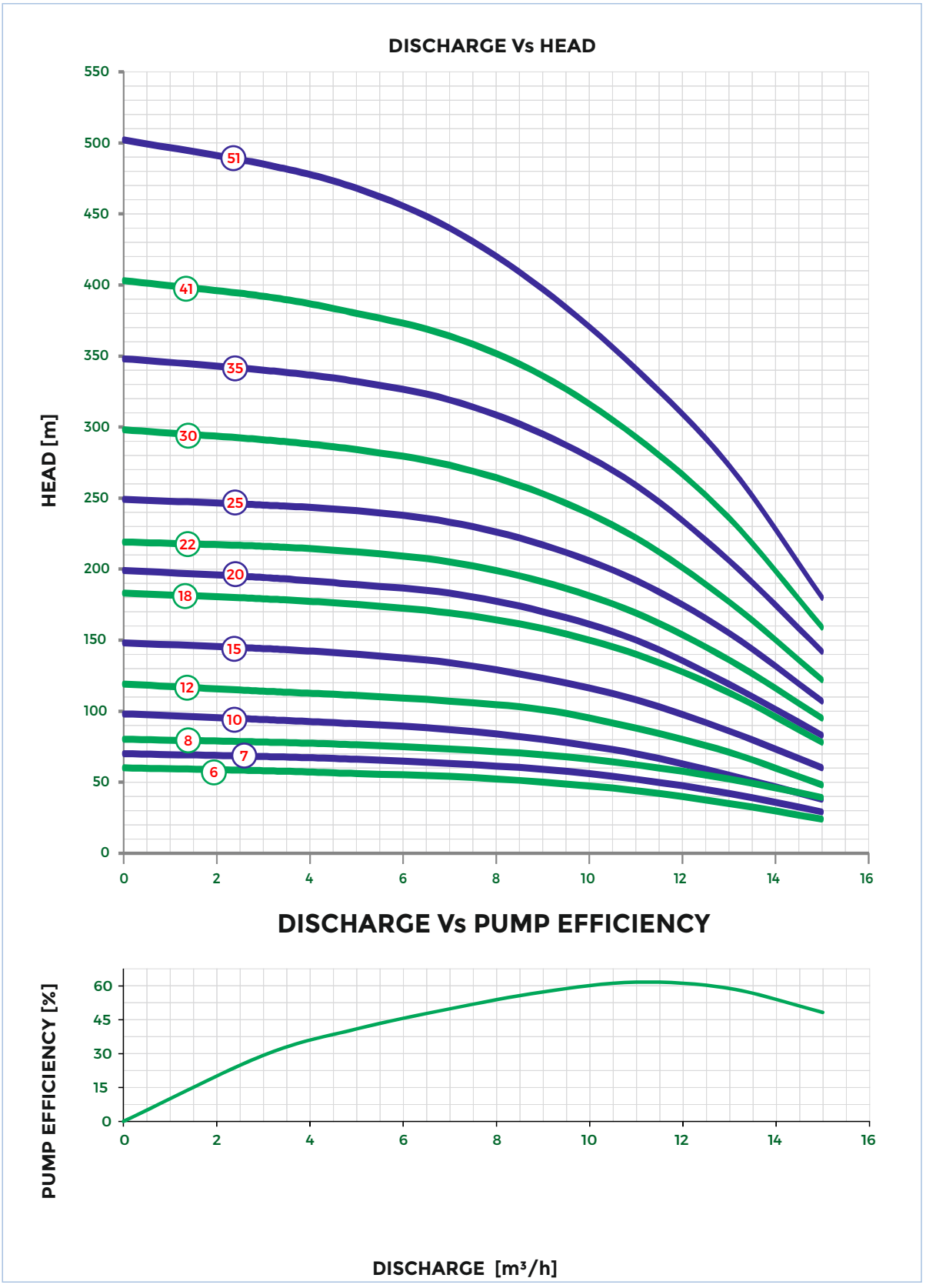

6-SS50-012 SERIES (12 m³/h)

SUITABLE FOR 6" BOREWELLS



HYDRAULIC PERFORMANCE CHART AT 2880 rpm

50 Hz | ISO 9906

PUMP-STAGES	STAGES		CAPACITY								POWER		Height mm		Weight Kg	
		Gpm	0	13.2	26.4	39.6	52.8	66.0	79.3	92.5						
		Lpm	0	50	100	150	200	250	300	350						
		Lps	0	0.8	1.7	2.5	3.3	4.2	5	5.8						
		m³/h	0	3	6	9	12	15	18	21	HP	kW	M	P	M	P
6-SS50-012 - 04	04	HEAD [M]	42	41	39	37	33	28	20	10	3.0	2.2	728.5	453	47.3	11.5
6-SS50-012 - 06	06		63	61	59	55	50	42	31	15	4.0	3.0	758.5	533	49.8	13.5
6-SS50-012 - 08	08		84	82	79	74	67	56	41	21	5.5	4.0	758.5	613	52.3	15.0
6-SS50-012 - 09	09		94	92	88	82	74	61	45	26	6.0	4.5	788.5	653	55.8	16.0
6-SS50-012 - 10	10		105	102	98	92	82	68	50	29	7.5	5.5	828.5	693	58.3	17.0
6-SS50-012 - 12	12		125	122	117	110	99	83	58	32	7.5	5.5	828.5	773	58.3	18.5
6-SS50-012 - 15	15		157	152	145	136	124	105	77	42	10.0	7.5	938.5	893	66.4	21.5
6-SS50-012 - 16	16		170	166	160	150	136	116	85	46	10.0	7.5	938.5	933	66.4	22.5
6-SS50-012 - 19	19		202	197	189	178	162	137	100	54	12.5	9.3	998.5	1053	71.1	25.5
6-SS50-012 - 23	23		243	237	228	215	195	164	121	68	15.0	11.0	1078.5	1213	77.6	29.5
6-SS50-012 - 24	24		249	243	235	222	203	172	126	75	15.0	11.0	1078.5	1253	77.6	30.5
6-SS50-012 - 27	27		285	278	268	252	229	193	142	80	17.5	13.0	1128.5	1373	82.1	33.0
6-SS50-012 - 31	31		326	317	307	292	266	225	163	90	20.0	15.0	1178.5	1533	89.3	36.5
6-SS50-012 - 32	32		336	327	317	301	275	232	169	94	20.0	15.0	1178.5	1573	89.3	37.5
6-SS50-012 - 37	37		390	375	358	337	302	248	175	98	25.0	18.5	1088.5	1773	86.0	42.5
6-SS50-012 - 39	39		411	395	377	355	318	261	184	103	25.0	18.5	1088.5	1853	86.0	44.5
6-SS50-012 - 48	48		506	486	464	437	392	322	227	127	30.0	22.0	1158.5	2213	90.0	52.5
6-SS50-012 - 56	56		590	568	542	510	457	375	265	148	35.0	26.0	1308.5	2533	105.0	60.5
PUMP EFFICIENCY(%)			0	27	44	55	61	65	59	42						

AQUA GROUP
Pumps you can rely on

6-SS50-012 SERIES (12 m³/h)

SUITABLE FOR 6" BOREWELLS

HYDRAULIC PERFORMANCE CURVE AT 2880 rpm **50 Hz | ISO 9906**

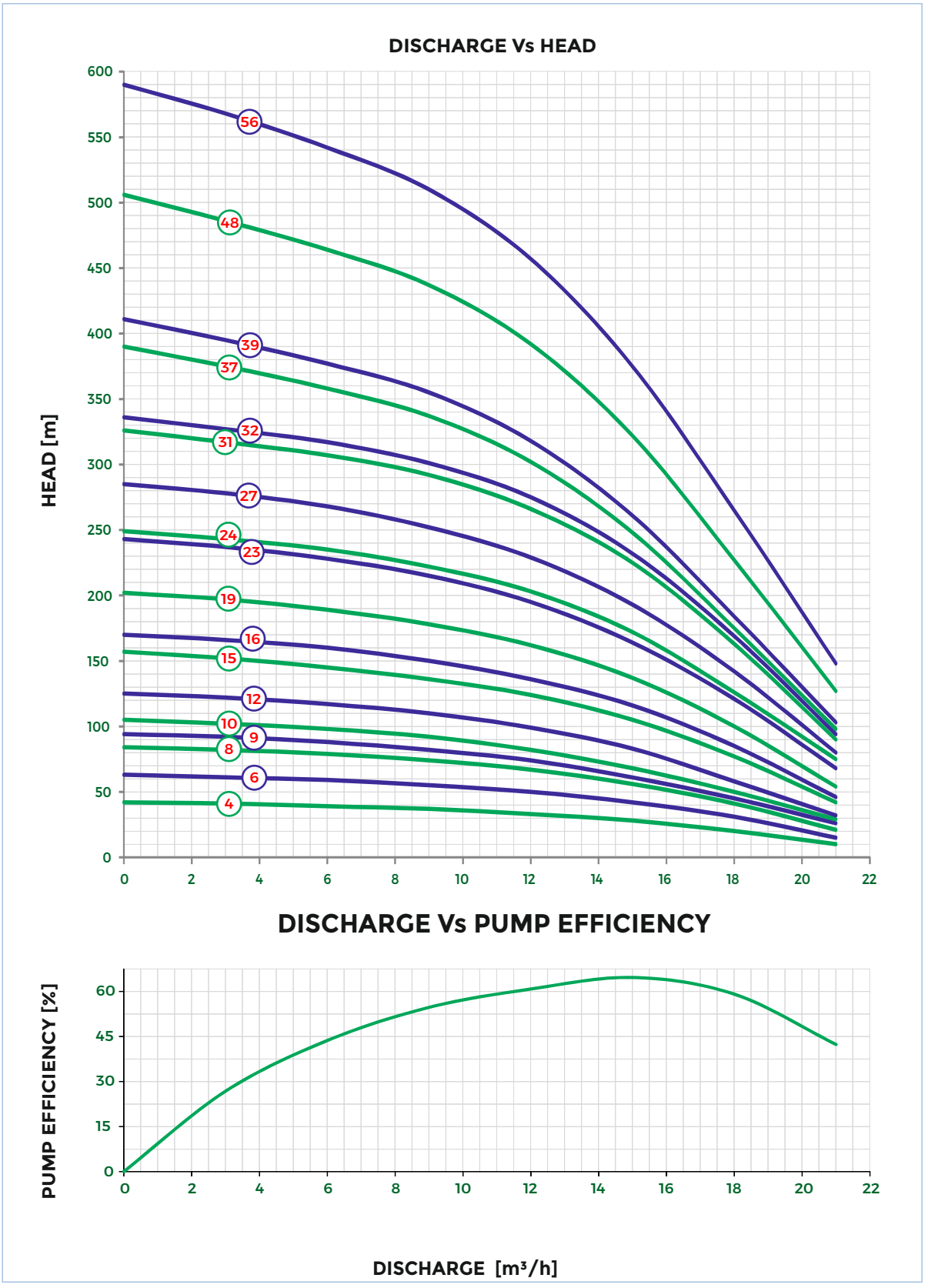

6-SS50-015 SERIES (15 m³/h)

SUITABLE FOR 6" BOREWELLS



HYDRAULIC PERFORMANCE CHART AT 2880 rpm

50 Hz | ISO 9906

PUMP-STAGES	STAGES	CAPACITY								POWER		Height mm		Weight Kg	
		Gpm	0	17.6	35.2	52.8	66.0	79.3	92.5	105.7						
		Lpm	0	67	133	200	250	300	350	400						
		Lps	0	1.1	2.2	3.3	4.2	5	5.8	6.7						
		m³/h	0	4	8	12	15	18	21	24	HP	kW	M	P	M	P
6-SS50-015 - 03	03	HEAD [M]	32.8	31.5	30.5	28	25	20.5	14.5	8	3.0	2.2	728.5	413	47.3	10.5
6-SS50-015 - 04	04		42	41	39	36	31	25	17	7	3.0	2.2	728.5	453	47.3	11.5
6-SS50-015 - 05	05		53	51	49	44	39	31	21	9	4.0	3.0	758.5	493	49.8	12.5
6-SS50-015 - 06	06		64	63	60	55	49	40	28	14	5.0	3.7	758.5	533	52.3	13.5
6-SS50-015 - 07	07		75	72	70	65	57	46	32	16	5.0	3.7	758.5	573	52.3	14.5
6-SS50-015 - 08	08		86	82	79	74	65	52	37	18	5.5	4.0	758.5	613	52.3	15.5
6-SS50-015 - 09	09		95	92	88	82	73	58	41	22	7.5	5.5	828.5	653	58.3	16.2
6-SS50-015 - 10	10		107	103	100	92	81	65	46	23	7.5	5.5	828.5	693	58.3	17.0
6-SS50-015 - 12	12		127	124	121	112	98	79	57	30	10.0	7.5	938.5	773	66.4	19.0
6-SS50-015 - 13	13		138	134	129	120	108	88	63	35	10.0	7.5	938.5	813	66.4	20.0
6-SS50-015 - 15	15		160	156	150	138	123	100	71	37	12.5	9.3	998.5	893	71.1	21.9
6-SS50-015 - 16	16		171	166	158	146	129	104	74	39	12.5	9.3	998.5	933	71.1	23.0
6-SS50-015 - 18	18		193	187	179	163	143	116	80	43	15.0	11.0	1078.5	1013	77.6	24.7
6-SS50-015 - 19	19		204	197	189	172	151	122	84	45	15.0	11.0	1078.5	1053	77.6	25.5
6-SS50-015 - 20	20		215	207	199	181	159	128	88	47	15.0	11.0	1078.5	1093	77.6	26.7
6-SS50-015 - 21	21		223	216	209	192	168	137	98	53	17.5	13.0	1128.5	1133	82.1	27.6
6-SS50-015 - 22	22		233	227	219	201	176	143	102	55	17.5	13.0	1128.5	1173	82.1	28.5
6-SS50-015 - 23	23		244	237	229	210	184	150	107	58	17.5	13.0	1128.5	1213	82.1	29.5
6-SS50-015 - 24	24		250	243	235	222	196	160	114	60	20.0	15.0	1178.5	1253	89.3	30.4
6-SS50-015 - 25	25		261	253	245	231	204	166	118	62	20.0	15.0	1178.5	1293	89.3	31.5
6-SS50-015 - 26	26		271	263	255	240	212	173	123	64	20.0	15.0	1178.5	1333	89.3	32.3
6-SS50-015 - 28	28		292	283	275	254	226	182	128	66	25.0	18.5	1088.5	1413	86.0	34.2
6-SS50-015 - 30	30		318	308	294	268	237	188	132	68	25.0	18.5	1088.5	1493	86.0	36.0
6-SS50-015 - 31	31		329	319	304	277	245	194	135	70	25.0	18.5	1088.5	1533	86.0	37.0
6-SS50-015 - 32	32		340	329	314	286	253	200	139	72	25.0	18.5	1088.5	1573	86.0	38.0
6-SS50-015 - 37	37		389	378	361	328	288	229	159	84	30.0	22.0	1158.5	1773	90.0	43.0
6-SS50-015 - 39	39		410	399	380	346	303	242	168	89	30.0	22.0	1158.5	1853	90.0	44.5
6-SS50-015 - 40	40		420	409	390	355	311	248	172	91	30.0	22.0	1158.5	1893	90.0	45.5
PUMP EFFICIENCY(%)			0	31	47	56	62	61	54	39						

6-SS50-015 SERIES (15 m³/h)

SUITABLE FOR 6" BOREWELLS

HYDRAULIC PERFORMANCE CURVE AT 2880 rpm **50 Hz | ISO 9906**

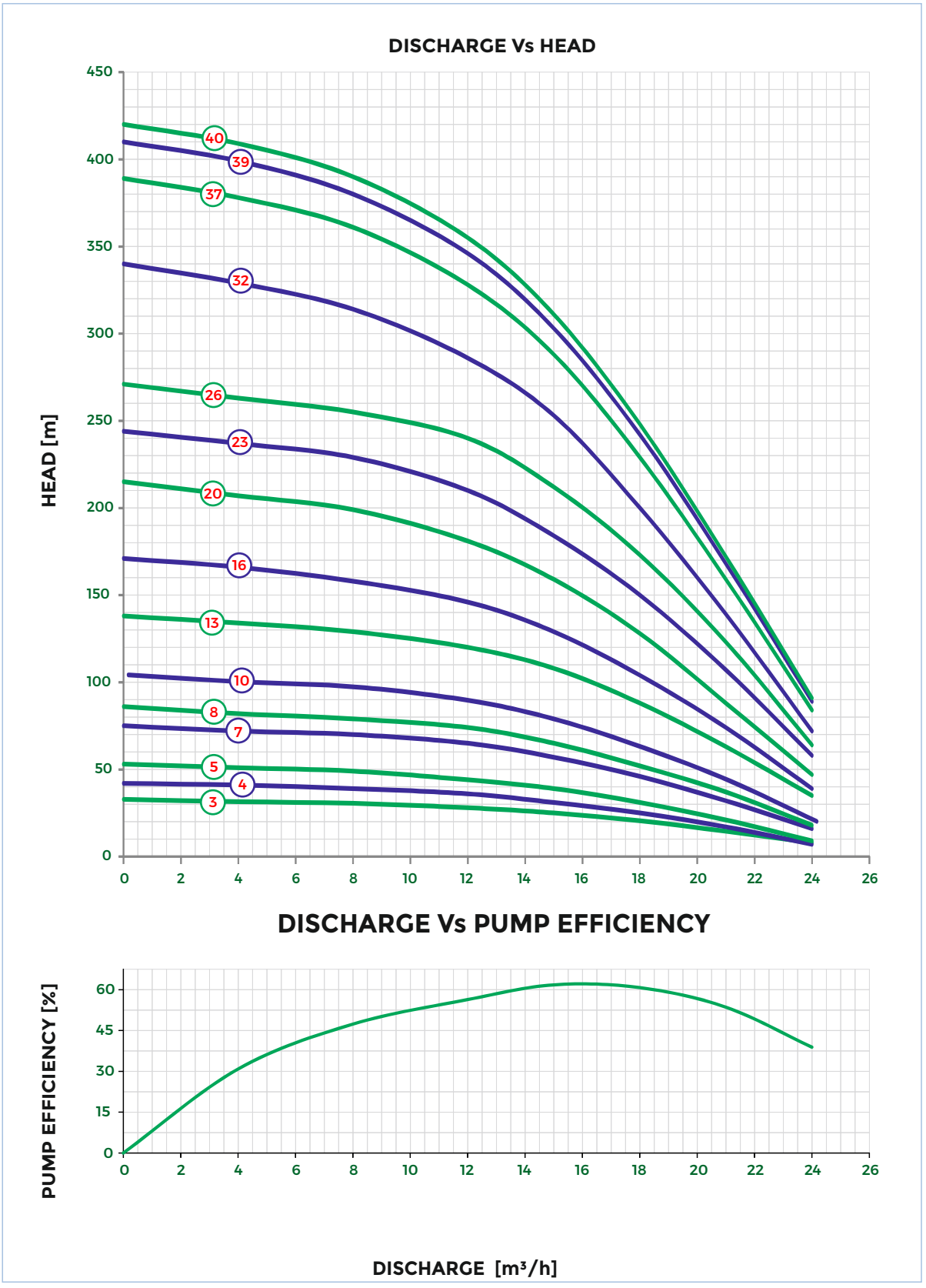

6-SS50-021 SERIES (21 m³/h)

SUITABLE FOR 6" BOREWELLS



HYDRAULIC PERFORMANCE CHART AT 2880 rpm

50 Hz | ISO 9906

PUMP-STAGES	STAGES	CAPACITY									POWER		Height mm		Weight Kg	
		Gpm	0	22.0	44.0	66.0	92.5	110.0	127.7	145.3						
		Lpm	0	83	167	250	350	417	483	550						
		Lps	0	1.4	2.8	4.2	5.8	6.9	8.1	9.2						
		m³/h	0	5	10	15	21	25	29	33	HP	kW	M	P	M	P
6-SS50-021 - 03	03	HEAD [M]	34	32	30	28	23	18	10	2	3.0	2.2	728.5	428	47.3	11.0
6-SS50-021 - 04	04		46	44	41	38	32	24	14	5	4.0	3.0	758.5	473	49.8	12.0
6-SS50-021 - 05	05		58	55	52	48	40	30	18	7	5.0	3.7	758.5	518	52.3	13.0
6-SS50-021 - 06	06		69	65	62	57	48	36	22	8	6.0	4.5	788.5	563	55.8	14.0
6-SS50-021 - 07	07		79	76	73	67	56	42	26	7	7.5	5.5	828.5	608	58.3	15.0
6-SS50-021 - 08	08		91	87	83	77	64	49	30	9	7.5	5.5	828.5	653	58.3	16.0
6-SS50-021 - 10	10		119	112	104	97	80	63	39	19	10.0	7.5	938.5	743	66.4	18.0
6-SS50-021 - 12	12		137	131	125	115	97	74	45	18	12.5	9.3	998.5	833	71.1	20.0
6-SS50-021 - 13	13		150	144	137	126	108	83	52	20	15.0	11.0	1078.5	878	77.6	21.0
6-SS50-021 - 15	15		175	168	159	147	124	96	61	25	15.0	11.0	1078.5	968	77.6	23.0
6-SS50-021 - 17	17		198	190	180	167	141	108	69	28	17.5	13.0	1128.5	1058	82.1	25.0
6-SS50-021 - 20	20		228	218	205	189	155	119	74	28	20.0	15.0	1178.5	1193	89.3	28.0
6-SS50-021 - 24	24		274	262	246	227	186	143	89	34	25.0	18.5	1088.5	1373	86	32.0
6-SS50-021 - 25	25		285	273	257	236	194	149	93	36	25.0	18.5	1088.5	1418	86	33.5
6-SS50-021 - 26	26		290	278	266	246	204	152	94	37	30.0	22.0	1158.5	1463	90	34.5
6-SS50-021 - 30	30		339	326	313	288	238	180	114	52	30.0	22.0	1158.5	1643	90	38.5
6-SS50-021 - 35	35		398	381	360	332	275	206	128	47	35.0	26.0	1308.5	1868	105	43.5
6-SS50-021 - 40	40		468	450	429	397	336	265	174	78	40.0	30.0	1358.5	2093	110	48.5
6-SS50-021 - 45	45		519	498	475	445	375	295	190	81	45.0	33.5	1408.5	2318	115	53.5
PUMP EFFICIENCY(%)			0	30	46	55	61	57	43	21						

AQUA GROUP
Pumps you can rely on

6-SS50-021 SERIES (21 m³/h)

SUITABLE FOR 6" BOREWELLS

HYDRAULIC PERFORMANCE CURVE AT 2880 rpm **50 Hz | ISO 9906**

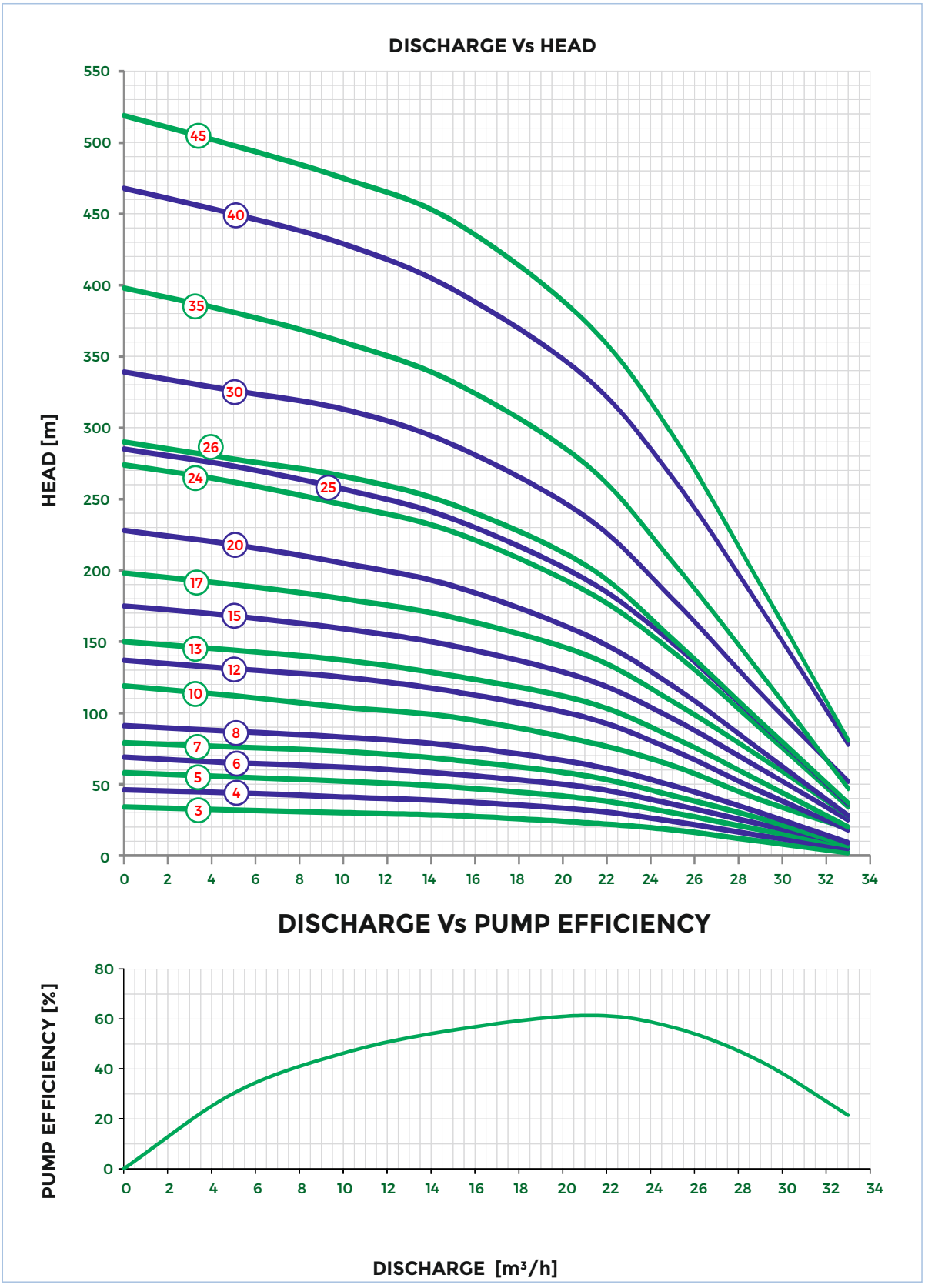

SUBMERSIBLE PUMPS



6-SS50 PUMP WITH 6" MOTOR (MIXED FLOW)

SUITABLE FOR 6" BOREWELLS

SECTIONAL VIEW WITH MATERIAL OF CONSTRUCTION

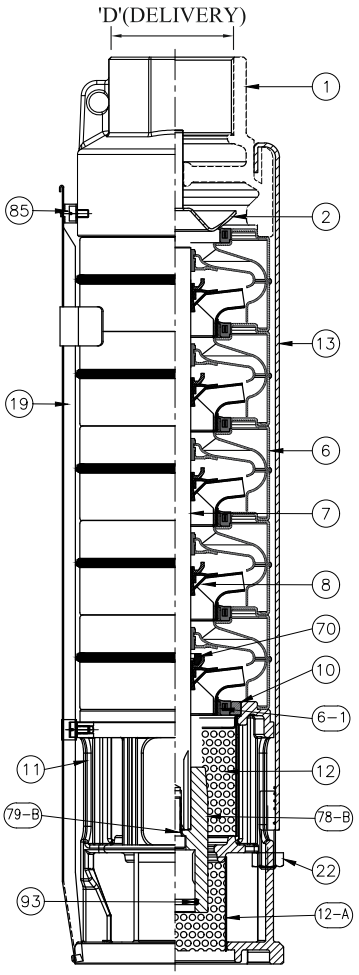

P.No.	PART NAME	MATERIAL
1	VALVE CASING	CAST STAINLESS STEEL, CF8
2	NON RETURN VALVE	STAINLESS STEEL, AISI 304
6	BOWL ASSEMBLY	STAINLESS STEEL, AISI 304
6-1	WEAR RING	SS.AISI304 + NITRILE RUBBER
7	PUMP SHAFT	STAINLESS STEEL, AISI 304
8	IMPELLER ASSEMBLY	STAINLESS STEEL, AISI 304
10	STRAINER LOCK RING	LEADED TIN BRONZE, LTB4
11	INLET BRACKET	CAST STAINLESS STEEL, CF8
12	STRAINER	STAINLESS STEEL, AISI 304
12-A	BOTTOM STRAINER	STAINLESS STEEL, AISI 304
13	TIE BOLT ASSEMBLY	STAINLESS STEEL, AISI 304
19	CABLE GUARD ASSEMBLY	STAINLESS STEEL, AISI 304
22	HEXAGONAL NUT	STAINLESS STEEL, AISI 304
70	THRUST WASHER	CARBON
78-B	COUPLING ASSEMBLY	STAINLESS STEEL, AISI 304
79-B	ALLEN BOLT	STAINLESS STEEL, AISI 304
85	CHEESE HEAD SCREW	STAINLESS STEEL, AISI 304
93	'O' RING	VITON

TYPE	'D' DELIVERY
6-SS50-010	2½" BSP
6-SS50-017	2½" BSP

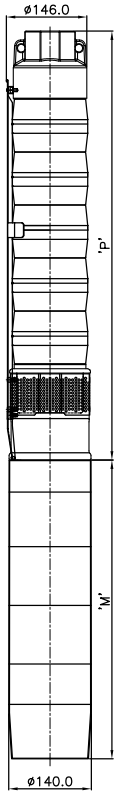

6-SS50-010 SERIES (10 m³/h)

SUITABLE FOR 6" BOREWELLS



HYDRAULIC PERFORMANCE CHART AT 2880 rpm

50 Hz | ISO 9906

PUMP-STAGES	STAGES	CAPACITY										POWER		Height mm		Weight Kg	
		Gpm	0	8.8	17.6	26.4	35.2	44.0	52.8	61.6	70.4						
		Lpm	0	33	67	100	133	167	200	233	267						
		Lps	0	0.6	1.1	1.7	2.2	2.8	3.3	3.9	4.4						
		m³/h	0	2	4	6	8	10	12	14	16	HP	kW	M	P	M	P
6-SS50-010 - 02	02	HEAD [M]	22	21	21	20	19	18	16	15	12	1.5	1.1	708.5	399	45.3	9.5
6-SS50-010 - 03	03		32	32	31	30	29	27	25	22	18	2.0	1.5	708.5	460	45.3	11.0
6-SS50-010 - 04	04		43	42	41	40	38	36	33	29	24	3.0	2.2	728.5	520	47.3	12.5
6-SS50-010 - 05	05		53	53	51	50	48	45	41	36	30	4.0	3.0	758.5	581	49.8	14.0
6-SS50-010 - 06	06		64	63	62	60	57	54	49	44	36	4.0	3.0	758.5	641	49.8	15.5
6-SS50-010 - 07	07		75	74	72	70	67	63	58	51	43	4.0	3.0	758.5	702	49.8	17.0
6-SS50-010 - 08	08		85	84	82	80	77	72	66	58	49	5.0	3.7	758.5	762	52.3	18.5
6-SS50-010 - 09	09		96	95	93	90	87	82	75	66	56	6.0	4.5	788.5	823	55.8	20.0
6-SS50-010 - 10	10		107	106	104	101	97	91	83	73	62	6.0	4.5	788.5	883	55.8	21.5
6-SS50-010 - 12	12		128	127	124	121	116	109	100	88	74	7.5	5.5	828.5	1004	58.3	24.5
6-SS50-010 - 15	15		158	155	152	148	141	133	122	106	89	10.0	7.5	938.5	1186	66.4	29.0
6-SS50-010 - 16	16		169	165	162	157	150	142	130	113	95	10.0	7.5	938.5	1246	66.4	30.5
6-SS50-010 - 20	20		211	207	202	197	188	177	163	141	119	12.5	9.3	998.5	1488	71.1	36.5
6-SS50-010 - 24	24		253	248	242	236	226	213	195	170	142	15.0	11.0	1078.5	1730	77.6	42.5
6-SS50-010 - 28	28		295	289	283	275	263	248	228	198	166	17.5	13.0	1128.5	1972	82.1	48.5
6-SS50-010 - 32	32		337	331	323	315	301	284	260	226	190	20.0	15.0	1178.5	2214	89.3	54.5
PUMP EFFICIENCY(%)			0	18	35	50	57	62	64	63	57						

6-SS50-010 SERIES (10 m³/h)

SUITABLE FOR 6" BOREWELLS

HYDRAULIC PERFORMANCE CURVE AT 2880 rpm **50 Hz | ISO 9906**

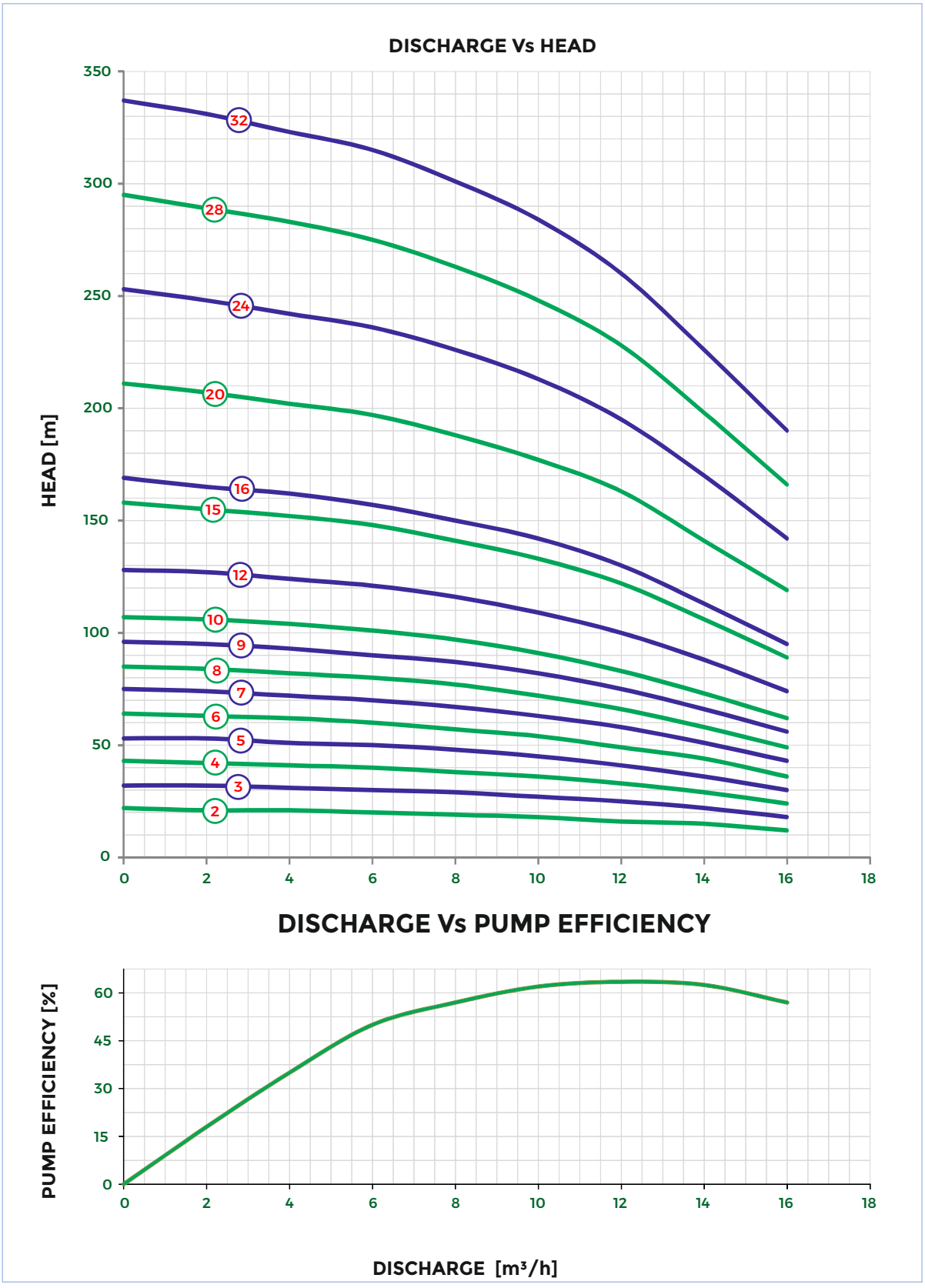

6-SS50-017 SERIES (17 m³/h)

SUITABLE FOR 6" BOREWELLS



HYDRAULIC PERFORMANCE CHART AT 2880 rpm

50 Hz | ISO 9906

PUMP-STAGES	STAGES	CAPACITY										POWER		Height mm		Weight Kg	
		Gpm	0	13.2	26.4	39.6	52.8	61.6	79.3	92.5	105.7						
		Lpm	0	50	100	150	200	233	300	350	400						
		Lps	0	0.8	1.7	2.5	3.3	3.9	5	5.8	6.7						
		m³/h	0	3	6	9	12	14	18	21	24	HP	kW	M	P	M	P
6-SS50-017 - 02	02	HEAD [M]	22	22	21	20	19	17	13	9	5	1.5	1.1	708.5	399	45.3	9.5
6-SS50-017 - 03	03		33	32	32	30	28	25	19	14	7	2.0	1.5	708.5	460	45.3	11.0
6-SS50-017 - 04	04		44	43	42	41	37	34	25	18	10	3.0	2.2	728.5	520	47.3	12.5
6-SS50-017 - 05	05		56	54	53	51	47	42	32	23	12	4.0	3.0	758.5	581	49.8	14.0
6-SS50-017 - 06	06		67	65	63	61	56	50	38	27	14	4.0	3.0	758.5	641	49.8	15.5
6-SS50-017 - 07	07		75	73	72	69	63	58	43	30	15	5.0	3.7	758.5	702	52.3	17.0
6-SS50-017 - 08	08		86	84	82	79	72	66	49	34	17	6.0	4.5	788.5	762	55.8	18.5
6-SS50-017 - 09	09		97	94	92	89	81	74	55	38	19	6.0	4.5	788.5	823	55.8	20.0
6-SS50-017 - 10	10		109	106	105	101	94	85	64	46	24	7.5	5.5	828.5	883	58.3	21.5
6-SS50-017 - 11	11		120	117	116	111	103	94	70	51	26	7.5	5.5	828.5	944	58.3	23.0
6-SS50-017 - 12	12		132	130	129	124	117	108	84	63	36	10.0	7.5	938.5	1004	66.4	24.5
6-SS50-017 - 13	13		143	141	140	134	127	117	91	68	39	10.0	7.5	938.5	1065	66.4	25.5
6-SS50-017 - 15	15		165	163	161	155	146	135	105	79	45	10.0	7.5	938.5	1186	66.4	29.0
6-SS50-017 - 18	18		198	195	194	186	176	162	126	95	54	12.5	9.3	998.5	1367	71.1	33.5
6-SS50-017 - 22	22		242	238	237	227	215	198	154	116	66	15.0	11.0	1078.5	1609	77.6	39.5
6-SS50-017 - 26	26		286	282	280	269	254	234	182	137	78	17.5	13.0	1128.5	1851	82.1	45.5
6-SS50-017 - 30	30		330	325	323	310	293	270	210	158	90	20.0	15.0	1178.5	2093	89.3	51.5
PUMP EFFICIENCY(%)			0	25	46	57	64	67	61	51	32						

6-SS50-017 SERIES (17 m³/h)

SUITABLE FOR 6" BOREWELLS

HYDRAULIC PERFORMANCE CURVE AT 2880 rpm **50 Hz | ISO 9906**

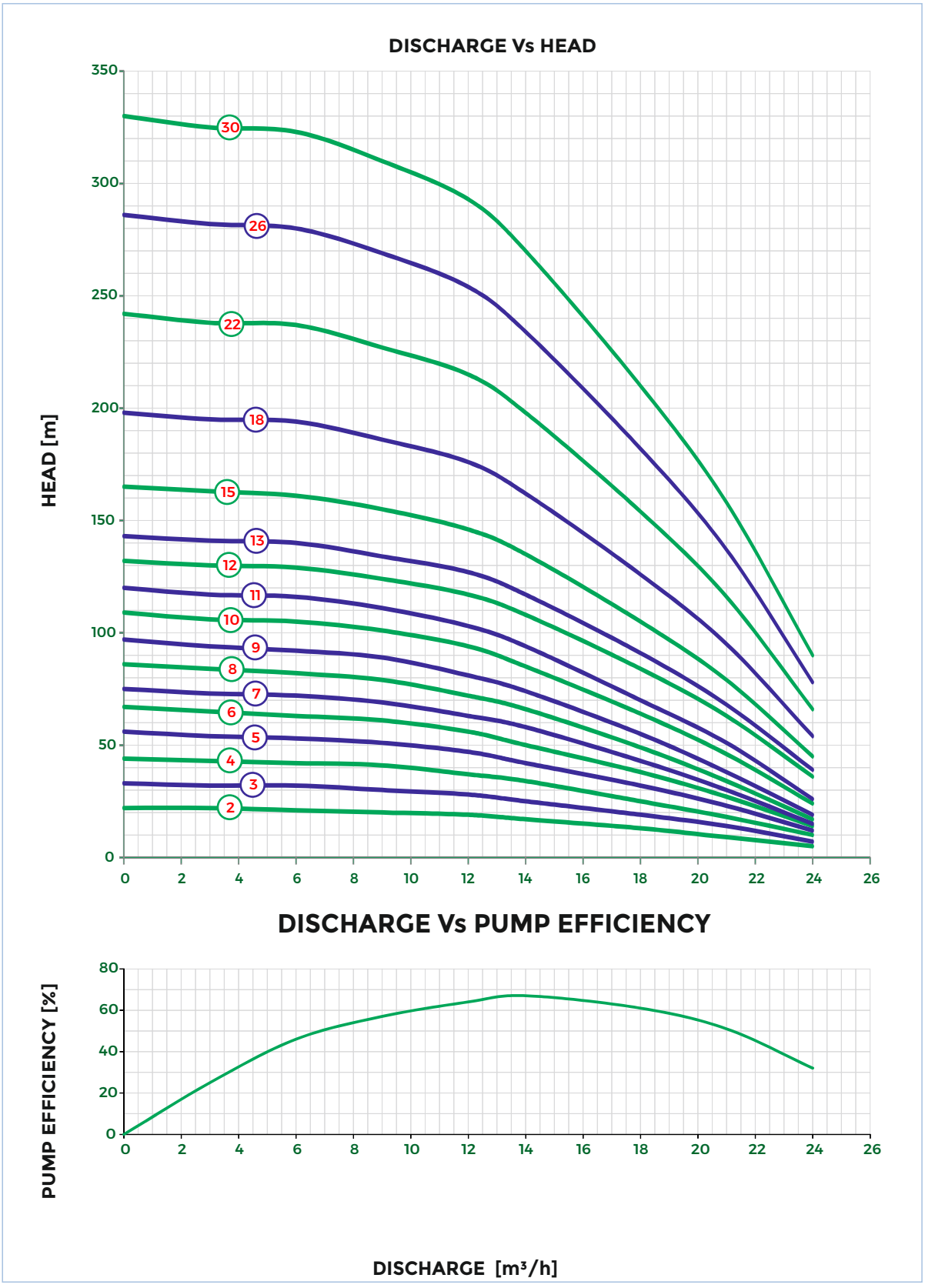

SUBMERSIBLE PUMPS



6-SS50 PUMP WITH 6" MOTOR (MIXED FLOW)

SUITABLE FOR 6" BOREWELLS

SECTIONAL VIEW WITH MATERIAL OF CONSTRUCTION

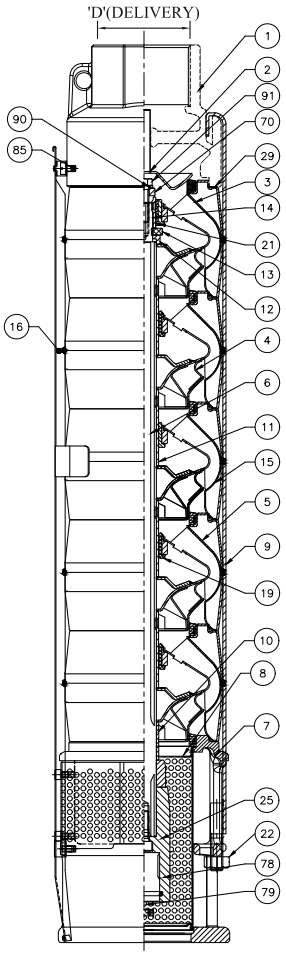

P.No.	PART NAME	MATERIAL
1.	VALVE CASING ASSEMBLY	CAST STAINLESS STEEL,CF8
2.	NON RETURN VALVE	STAINLESS STEEL, AISI 304
3.	TOP BOWL ASSEMBLY	STAINLESS STEEL, AISI 304
4.	IMPELLER ASSEMBLY	STAINLESS STEEL, AISI 304
5.	BOWL ASSEMBLY	STAINLESS STEEL, AISI 304
6.	PUMP SHAFT	STAINLESS STEEL, AISI 431
7.	INLET BRACKET ASSEMBLY	CAST STAINLESS STEEL, CF8
8.	STRAINER	STAINLESS STEEL, AISI 304
9.	TIE BOLT ASSEMBLY	STAINLESS STEEL, AISI 304
10.	SPACER	STAINLESS STEEL, AISI 304
11.	DISTANCE PIECE	STAINLESS STEEL, AISI 304
12.	LOCK WASHER	STAINLESS STEEL, AISI 304
13.	THRUST WASHER	HYLAM
14.	SLEEVE-TOP	STAINLESS STEEL, AISI 304
15.	BUSH STAGE ASSEMBLY	STAINLESS STEEL, AISI 304
16.	CABLE GUARD	STAINLESS STEEL, AISI 304
19.	RUBBER BUSH	NITRILE RUBBER
21.	BUSH	SS AISI 304 + NITRILE RUBBER
22.	HEXAGONAL NUT	STAINLESS STEEL, AISI 304
25	COLLAR	STAINLESS STEEL, AISI 304
29	GASKET	DONIT BA-U
70.	WASHER	STAINLESS STEEL, AISI 304
79	HEX.SOCKET HEAP CAP SCREW	STAINLESS STEEL, AISI 304
78	COUPLING ASSEMBLY	STAINLESS STEEL, AISI 410
85.	CHEESE HEAD SCREW	STAINLESS STEEL, AISI 304
90.	SPRING WASHER	STAINLESS STEEL, AISI 304
91	HEXAGONAL BOLT	STAINLESS STEEL, AISI 304

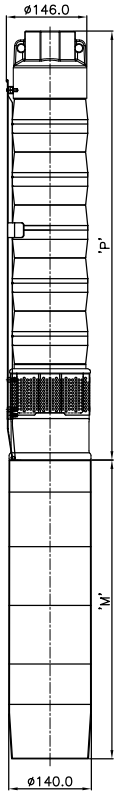

TYPE	'D' DELIVERY
6-SS50-027	2½" BSP

6-SS50-027 SERIES (27 m³/h)

SUITABLE FOR 6" BOREWELLS



HYDRAULIC PERFORMANCE CHART AT 2880 rpm

50 Hz | ISO 9906

PUMP-STAGES	STAGES	CAPACITY									POWER		Height mm		Weight Kg	
		Gpm	0	52.8	88.1	105.7	118.9	132.1	145.3	158.5						
		Lpm	0	200	333	400	450	500	550	600						
		Lps	0	3.3	5.6	6.7	7.5	8.3	9.2	10						
		m³/h	0	12	20	24	27	30	33	36	HP	kW	M	P	M	P
6-SS50-027 - 03	03	HEAD [M]	38	33	28	25	23	20	17	14	4.0	3.0	758.5	548	49.8	12.6
6-SS50-027 - 04	04		51	44	37	33	30	27	23	18	5.5	4.0	758.5	638	52.3	14.4
6-SS50-027 - 06	06		77	66	56	50	46	40	34	27	7.5	5.5	828.5	818	58.3	18.0
6-SS50-027 - 07	07		91	79	68	61	56	49	43	35	9.0	6.7	898.5	908	62.4	19.8
6-SS50-027 - 08	08		104	90	78	70	64	57	49	40	10.0	7.5	938.5	998	66.4	21.6
6-SS50-027 - 10	10		132	114	97	87	79	69	58	46	12.5	9.3	998.5	1178	71.1	25.1
6-SS50-027 - 12	12		158	137	116	105	95	83	70	55	15.0	11.0	1078.5	1358	77.6	28.7
6-SS50-027 - 13	13		170	145	123	111	100	88	74	58	15.0	11.0	1078.5	1448	77.6	31.0
6-SS50-027 - 14	14		179	154	133	121	110	98	84	68	17.5	13.0	1128.5	1538	82.1	32.3
6-SS50-027 - 16	16		207	180	156	143	131	115	98	77	20.0	15.0	1178.5	1718	89.3	35.9
6-SS50-027 - 18	18		224	194	166	150	136	120	102	80	25.0	18.5	1088.5	1898	86.0	39.5
6-SS50-027 - 20	20		234	204	182	169	156	139	118	95	25.0	18.5	1088.5	2078	86.0	43.0
6-SS50-027 - 21	21		265	236	201	183	167	148	127	99	30.0	22.0	1158.5	2168	90.0	45.0
6-SS50-027 - 24	24		303	269	230	209	191	169	145	113	30.0	22.0	1158.5	2438	90.0	50.2
6-SS50-027 - 28	28		353	314	268	244	223	197	169	132	35.0	26.0	1308.5	2798	105.0	57.4
PUMP EFFICIENCY(%)			0	42	57	65	65	63	62	56						

AQUA GROUP
Pumps you can rely on

6-SS50-027 SERIES (27 m³/h)

SUITABLE FOR 6" BOREWELLS

HYDRAULIC PERFORMANCE CURVE AT 2880 rpm **50 Hz | ISO 9906**

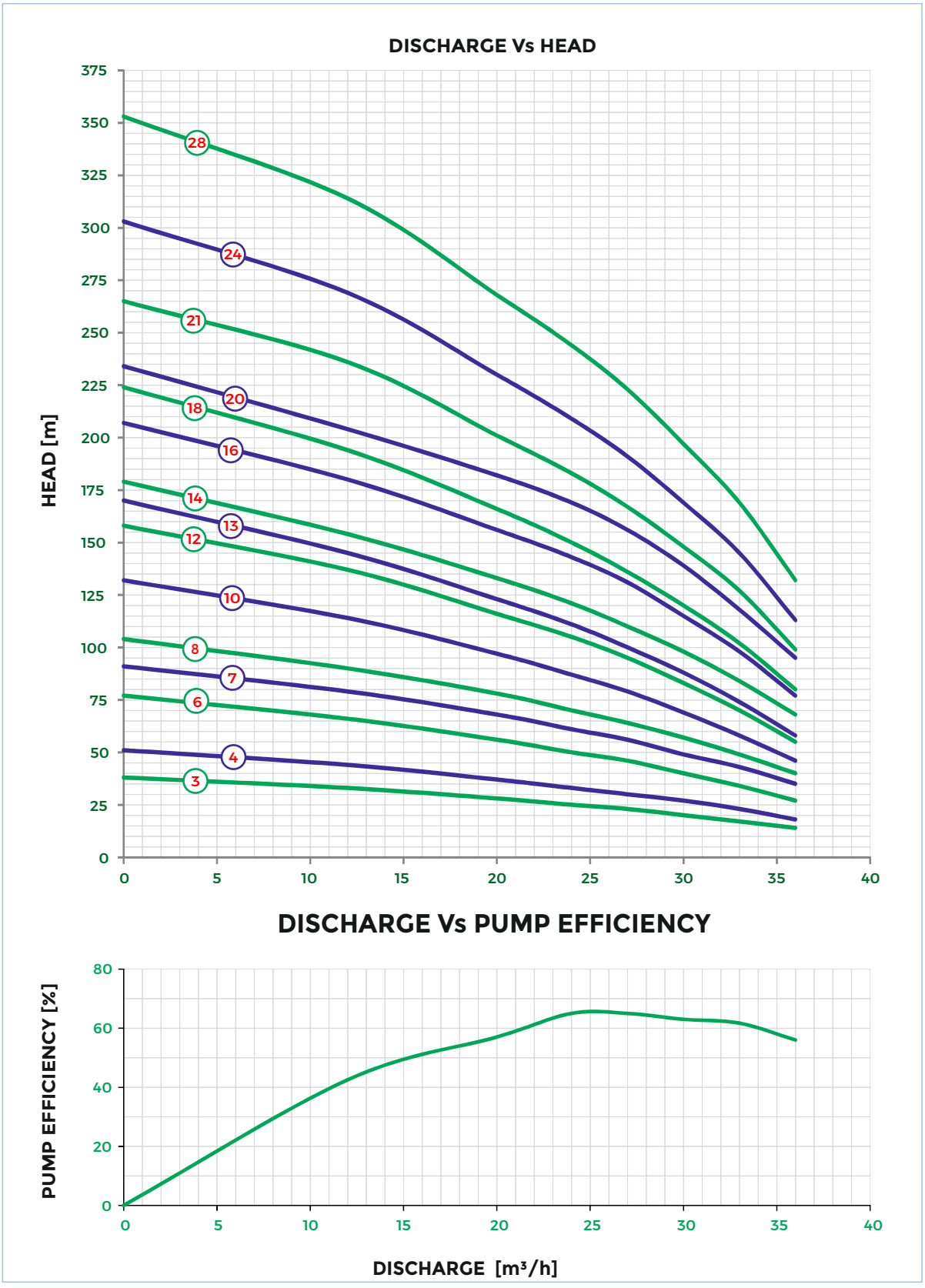

SUBMERSIBLE PUMPS



6-SS50 PUMP WITH 6" MOTOR (MIXED FLOW)

SUITABLE FOR 6" BOREWELLS

SECTIONAL VIEW WITH MATERIAL OF CONSTRUCTION

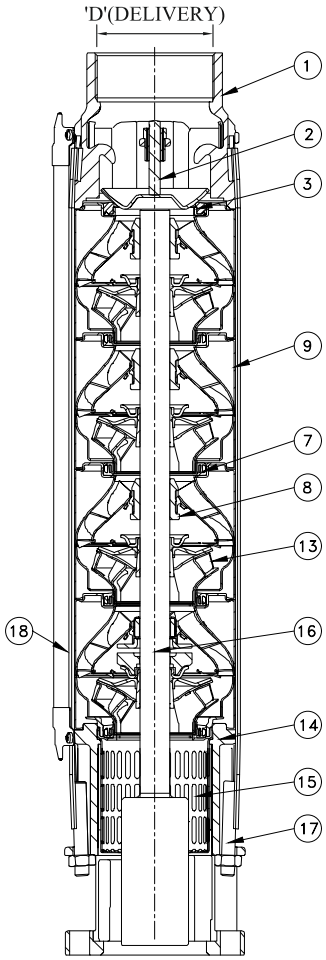

S.No	PART NAME	Material
1	VALVE CASING ASSEMBLY	CAST STAINLESS STEEL, CF8
2	NON RETURN VALVE	STAINLESS STEEL, AISI 304
3	NRV SEAT	NITRILE RUBBER
7	WEAR RING	NITRILE RUBBER
8	STAGE BUSH	NITRILE RUBBER
9	STAGE BOWL ASSY	STAINLESS STEEL, AISI 304
13	IMPELLER ASSEMBLY	STAINLESS STEEL, AISI 304
14	INLET BRACKET ASSEMBLY	CAST STAINLESS STEEL, CF8
15	STRAINER	STAINLESS STEEL, AISI 304
16	PUMP SHAFT	STAINLESS STEEL, AISI 304
17	TIE BOLT ASSEMBLY	STAINLESS STEEL, AISI 304
18	CABLE GUARD	STAINLESS STEEL, AISI 304

TYPE	'D' DELIVERY
6-SS50-030	3" BSP

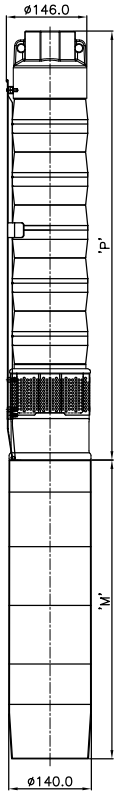

6-SS50-030 SERIES (30 m³/h)

SUITABLE FOR 6" BOREWELLS



HYDRAULIC PERFORMANCE CHART AT 2880 rpm

50 Hz | ISO 9906

PUMP-STAGES	STAGES		CAPACITY													POWER		Height mm		Weight Kg	
		Gpm	0	17.6	35.2	52.8	70.4	79.3	88.1	105.7	123.3	132.1	140.9	158.5	171.7						
		Lpm	0	67	133	200	267	300	333	400	467	500	533	600	650						
		Lps	0	1.1	2.2	3.3	4.4	5	5.6	6.7	7.8	8.3	8.9	10	10.8						
		m³/h	0	4	8	12	16	18	20	24	28	30	32	36	39	HP	kW	M	P	M	P
6-SS50-030 - 05	05	HEAD [M]	58	58	56	54	51	49	48	45	41	38	35	28	22	7.5	5.5	828.5	766	58.3	14
6-SS50-030 - 06	06		69	69	67	64	60	59	57	53	48	45	42	32	25	7.5	5.5	828.5	862	58.3	15.2
6-SS50-030 - 07	07		80	81	79	75	71	69	67	63	57	54	49	39	31	10.0	7.5	938.5	958	66.4	16.5
6-SS50-030 - 08	08		92	92	89	85	80	78	76	71	64	60	55	44	34	10.0	7.5	938.5	1054	66.4	18.6
6-SS50-030 - 09	09		103	104	101	96	91	88	86	80	73	69	63	50	39	12.5	9.3	998.5	1150	71.1	20.2
6-SS50-030 - 10	10		114	115	111	106	100	98	95	89	80	75	69	55	43	12.5	9.3	998.5	1246	71.1	21.5
6-SS50-030 - 11	11		125	125	122	116	110	106	103	96	87	82	75	59	46	12.5	9.3	998.5	1342	71.1	23.6
6-SS50-030 - 12	12		137	138	134	127	121	117	114	106	97	90	83	66	52	15.0	11.0	1078.5	1438	77.6	25.2
6-SS50-030 - 13	13		148	148	144	137	130	126	122	114	103	97	89	70	55	15.0	11.0	1078.5	1594	77.6	27
6-SS50-030 - 14	14		160	161	156	149	141	137	133	125	113	106	98	78	61	17.5	13.0	1128.5	1630	82.1	29
6-SS50-030 - 15	15		171	172	167	159	150	146	142	132	120	113	104	82	64	17.5	13.0	1128.5	1726	82.1	30.4
6-SS50-030 - 16	16		183	184	179	170	162	157	153	143	130	122	113	90	70	20.0	15.0	1178.5	1822	89.3	31.5
6-SS50-030 - 17	17		194	195	189	181	171	166	161	151	137	129	119	94	75	20.0	15.0	1178.5	1918	89.3	33.8
PUMP EFFICIENCY(%)			0	23	41	53	64	68	70	75	76	76	74	68	58						

6-SS50-030 SERIES (30 m³/h)

SUITABLE FOR 6" BOREWELLS

HYDRAULIC PERFORMANCE CURVE AT 2880 rpm **50 Hz | ISO 9906**

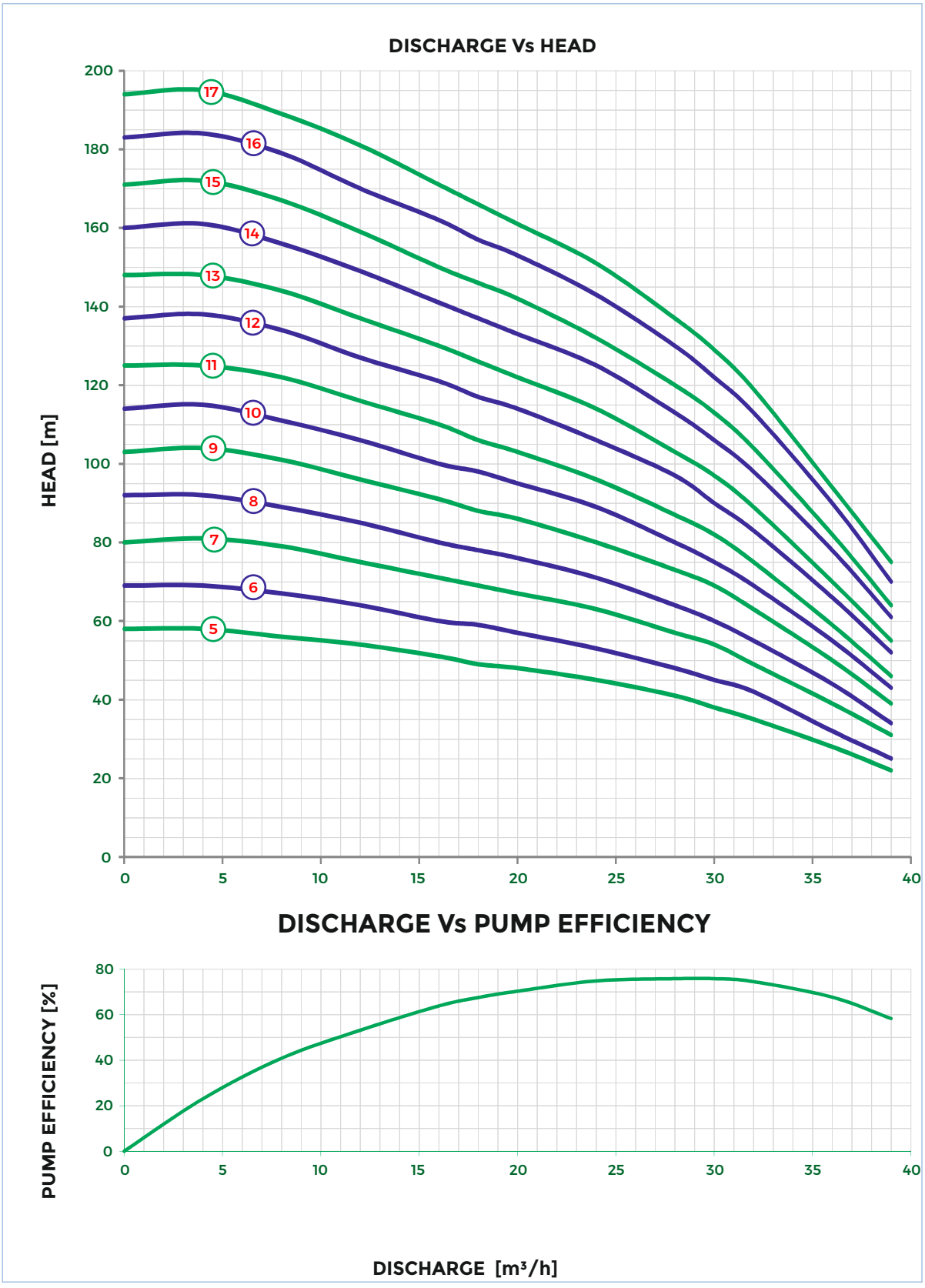

6-SS50-030 SERIES (30 m³/h)

SUITABLE FOR 6" BOREWELLS



HYDRAULIC PERFORMANCE CHART AT 2880 rpm

50 Hz | ISO 9906

PUMP-STAGES	STAGES		CAPACITY													POWER		Height mm		Weight Kg	
			Gpm	0	17.6	35.2	52.8	70.4	79.3	88.1	105.7	123.3	132.1	140.9	158.5	171.7						
			Lpm	0	67	133	200	267	300	333	400	467	500	533	600	650						
			Lps	0	1.1	2.2	3.3	4.4	5	5.6	6.7	7.8	8.3	8.9	10	10.8						
			m³/h	0	4	8	12	16	18	20	24	28	30	32	36	39	HP	kW	M	P	M	
6-SS50-030 - 18	18	HEAD [M]		207	208	202	193	183	179	173	163	149	139	130	104	82	25.0	18.5	1088.5	2014	86.0	35.9
6-SS50-030 - 19	19			218	219	213	204	193	188	183	171	156	147	136	109	86	25.0	18.5	1088.5	2110	86.0	37.2
6-SS50-030 - 20	20			229	230	224	213	202	197	191	179	163	154	142	113	89	25.0	18.5	1088.5	2206	86.0	38.9
6-SS50-030 - 21	21			240	240	234	223	211	206	200	187	171	160	148	118	93	25.0	18.5	1088.5	2302	86.0	40.6
6-SS50-030 - 22	22			252	253	247	236	224	217	211	198	180	170	157	125	99	30.0	22.0	1158.5	2398	90.0	41.8
6-SS50-030 - 23	23			263	264	257	245	233	226	220	206	188	176	163	130	103	30.0	22.0	1158.5	2494	90.0	43.4
6-SS50-030 - 24	24			274	275	268	255	242	235	229	214	195	183	168	134	106	30.0	22.0	1158.5	2590	90.0	45.6
6-SS50-030 - 25	25			284	286	278	266	251	244	237	222	202	189	174	138	109	30.0	22.0	1158.5	2686	90.0	46.9
6-SS50-030 - 26	26			296	297	288	275	260	254	246	230	209	195	180	142	112	30.0	22.0	1158.5	2782	90.0	49.0
6-SS50-030 - 27	27			309	310	302	288	274	267	259	242	221	208	192	153	121	35.0	26.0	1308.5	2878	105.0	50.6
6-SS50-030 - 28	28			320	321	313	298	283	276	268	250	229	214	198	158	125	35.0	26.0	1308.5	2974	105.0	51.9
6-SS50-030 - 29	29			331	332	323	308	292	285	276	259	235	221	203	162	128	35.0	26.0	1308.5	3070	105.0	54.1
6-SS50-030 - 30	30			342	343	333	318	301	293	285	266	243	228	209	166	131	35.0	26.0	1308.5	3166	105.0	55.6
6-SS50-030 - 31	31			352	354	344	328	311	302	293	274	249	234	215	170	134	35.0	26.0	1308.5	3262	105.0	56.9
6-SS50-030 - 32	32			366	368	358	342	324	316	306	287	262	246	227	181	143	40.0	30.0	1358.5	3358	110.0	59.2
6-SS50-030 - 33	33			377	379	369	352	334	325	315	295	269	253	233	186	147	40.0	30.0	1358.5	3454	110.0	60.5
6-SS50-030 - 34	34			388	390	379	362	343	334	324	303	276	259	239	190	150	40.0	30.0	1358.5	3550	110.0	61.7
6-SS50-030 - 35	35			399	401	389	372	352	342	332	311	283	265	244	194	153	40.0	30.0	1358.5	3646	110.0	64.3
6-SS50-030 - 39	39			445	447	435	416	395	385	374	351	320	301	279	222	176	50.0	37.0	1528.5	4030	127.0	65.5
6-SS50-030 - 43	43			489	491	477	456	433	422	409	384	350	329	303	241	191	50.0	37.0	1528.5	4414	127.0	66.7
PUMP EFFICIENCY(%)				0	23	41	53	64	68	70	75	76	76	74	68	58						

AQUA GROUP
Pumps you can rely on

6-SS50-030 SERIES (30 m³/h)

SUITABLE FOR 6" BOREWELLS

HYDRAULIC PERFORMANCE CURVE AT 2880 rpm **50 Hz | ISO 9906**

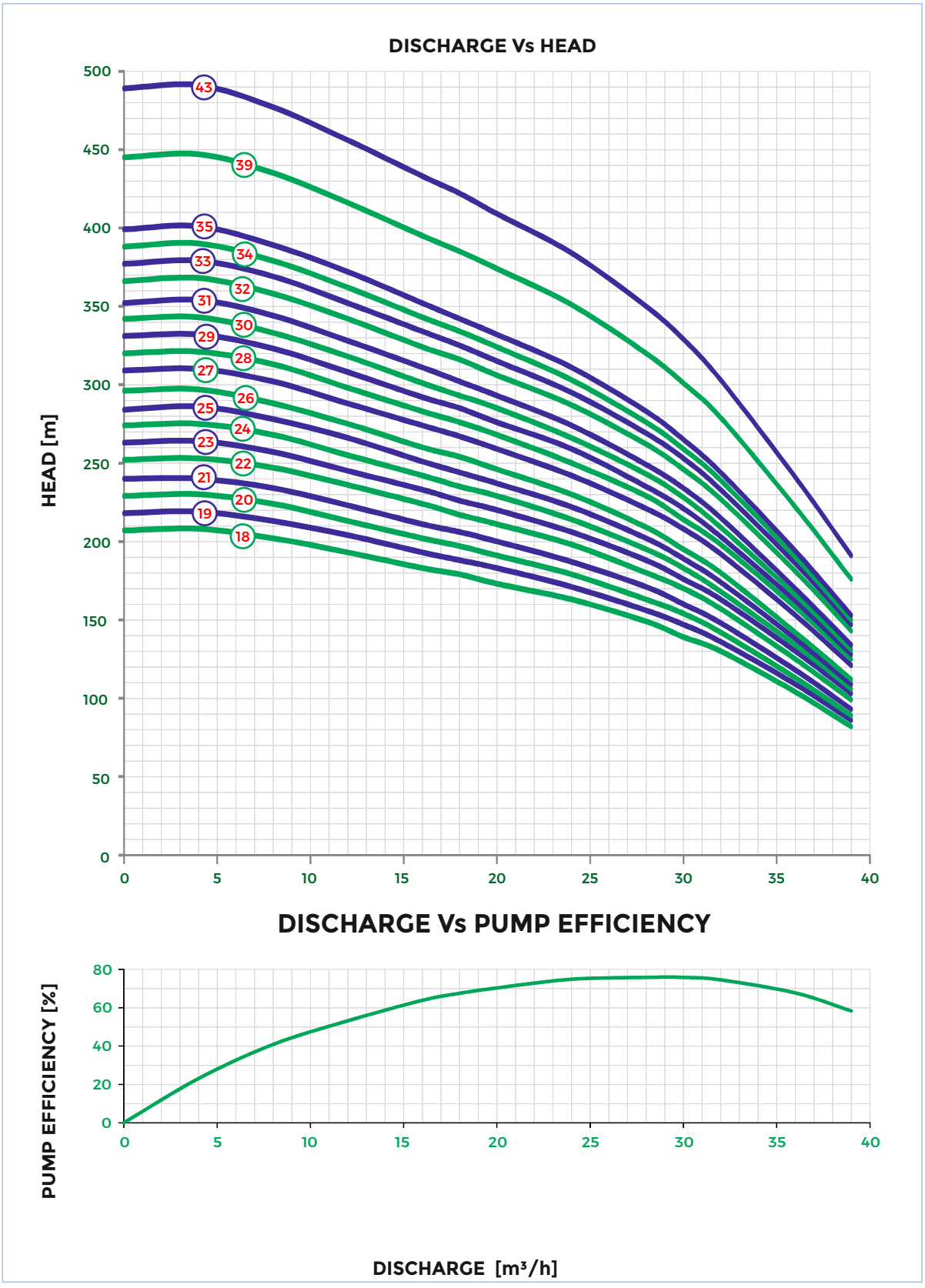

SUBMERSIBLE PUMPS



6-SS50 PUMP WITH 6" MOTOR (MIXED FLOW)

SUITABLE FOR 6" BOREWELLS

SECTIONAL VIEW WITH MATERIAL OF CONSTRUCTION

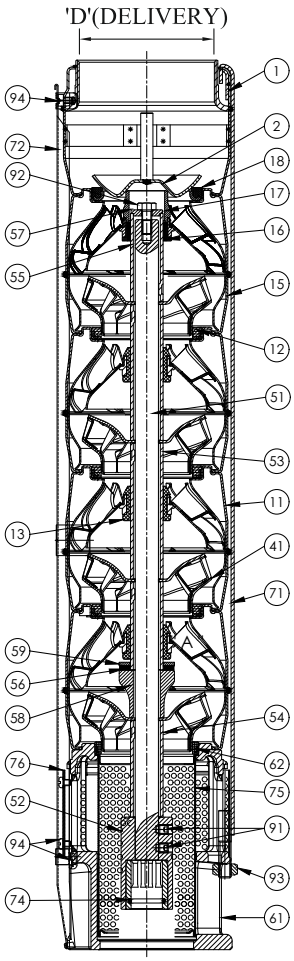

P.No	PART NAME	MATERIAL
1	VALVE CASING	STAINLESS STEEL, AISI304
2	NON RETURN VALVE	STAINLESS STEEL, AISI304
11	STAGE BOWL ASSY	STAINLESS STEEL, AISI304
12	NECK RING	STAINLESS STEEL, AISI304 + NITRILE RUBBER
13	STAGE BUSH	NITRILE RUBBER
15	TOP BOWL ASSEMBLY	STAINLESS STEEL, AISI304
16	BEARING BUSH TOP	STAINLESS STEEL, AISI304 + NITRILE RUBBER
17	SUPPORT BUSH	STAINLESS STEEL, AISI304
18	NRV SEAT	STAINLESS STEEL, AISI304 + NITRILE RUBBER
41	IMPELLER	STAINLESS STEEL, AISI304
51	PUMP SHAFT	STAINLESS STEEL, AISI304
52	COUPLING	STAINLESS STEEL, AISI304 + AISI410
53	SPACER	STAINLESS STEEL, AISI304
54	SPACER BOПOM	STAINLESS STEEL, AISI304
55	SPACER TOP	STAINLESS STEEL, AISI304
56	THRUST WASHER	HYLAM
57	LOCK WASHER	STAINLESS STEEL, AISI304
58	THRUST SUPPORT	STAINLESS STEEL, AISI304
59	THRUST TOP	STAINLESS STEEL, AISI304
61	INLET BRACKET	STAINLESS STEEL, CF8
62	STRAINER LOCK RING	CRCS + NITRILE RUBBER
71	TIE BOLT ASSEMBLY	STAINLESS STEEL, AISI304 + AISI316L
72	CABLE GUARD	STAINLESS STEEL, AISI304
74	O RING	VITON
75	STRAINER ASSEMBLY INNER	STAINLESS STEEL, AISI304
76	OUTER STRAINER	STAINLESS STEEL, AISI304
91	GRUB SCREW	STAINLESS STEEL, AISI316
92	HEXAGONAL BOLT	STAINLESS STEEL, A2-70
93	HEXAGONAL NUT	STAINLESS STEEL, AISI304
94	CHEESE HEAD SCREW	STAINLESS STEEL, AISI304

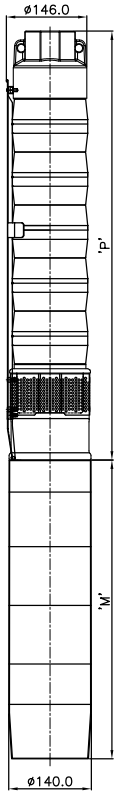

TYPE	'D' DELIVERY
6-SS50-046	4" BSP
6-SS50-060	4" BSP

6-SS50-046 SERIES (46 m³/h)

SUITABLE FOR 6" BOREWELLS



HYDRAULIC PERFORMANCE CHART AT 2880 rpm

50 Hz | ISO 9906

PUMP-STAGES	STAGES	CAPACITY										POWER		Height mm		Weight Kg	
		Gpm	0	44.0	88.1	132.1	176.1	202.5	220.1	242.0	264.2						
		Lpm	0	167	333	500	667	767	833	917	1000						
		Lps	0	2.8	5.6	8.3	11.1	12.8	13.9	15.3	16.7						
		m³/h	0	10	20	30	40	57	50	55	60	HP	kW	M	P	M	P
6-SS50-046 - 02	02	HEAD [M]	27	26	24	20	17	15	13	10	7	5.5	4.0	758.5	493	52.3	16.0
6-SS50-046 - 03	03		40	39	36	31	26	22	19	15	11	6.0	4.5	788.5	606	55.8	17.0
6-SS50-046 - 04	04		54	52	48	41	34	29	25	20	14	7.5	5.5	828.5	719	58.3	19.5
6-SS50-046 - 05	05		67	65	60	51	43	37	32	25	18	10.0	7.5	938.5	832	66.4	21.5
6-SS50-046 - 06	06		80	78	71	61	51	44	38	30	21	12.5	9.3	998.5	945	71.1	24.0
6-SS50-046 - 08	08		106	102	95	82	70	62	56	46	33	15.0	11.0	1078.5	1171	77.6	29.0
6-SS50-046 - 10	10		132	129	119	104	89	79	70	56	42	20.0	15.0	1178.5	1397	89.3	31.5
6-SS50-046 - 11	11		142	139	128	110	93	81	73	60	45	20.0	15.0	1178.5	1510	89.3	37.0
6-SS50-046 - 14	14		183	176	162	140	119	102	91	74	53	25.0	18.5	1088.5	1849	86.0	44.5
6-SS50-046 - 16	16		211	205	186	161	138	122	108	88	65	30.0	22.0	1158.5	2075	90.0	49.5
6-SS50-046 - 18	18		237	231	209	181	155	137	122	99	73	35.0	26.0	1308.5	2301	105.0	54.5
6-SS50-046 - 21	21		286	278	259	225	192	168	150	126	97	40.0	30.0	1358.5	2640	110.0	62.0
6-SS50-046 - 22	22		300	292	271	236	201	176	157	132	102	40.0	30.0	1358.5	2753	110.0	65.0
PUMP EFFICIENCY(%)			0	35	55	69	73	74	72	68	55						

6-SS50-046 SERIES (46 m³/h)

SUITABLE FOR 6" BOREWELLS

HYDRAULIC PERFORMANCE CURVE AT 2880 rpm **50 Hz | ISO 9906**

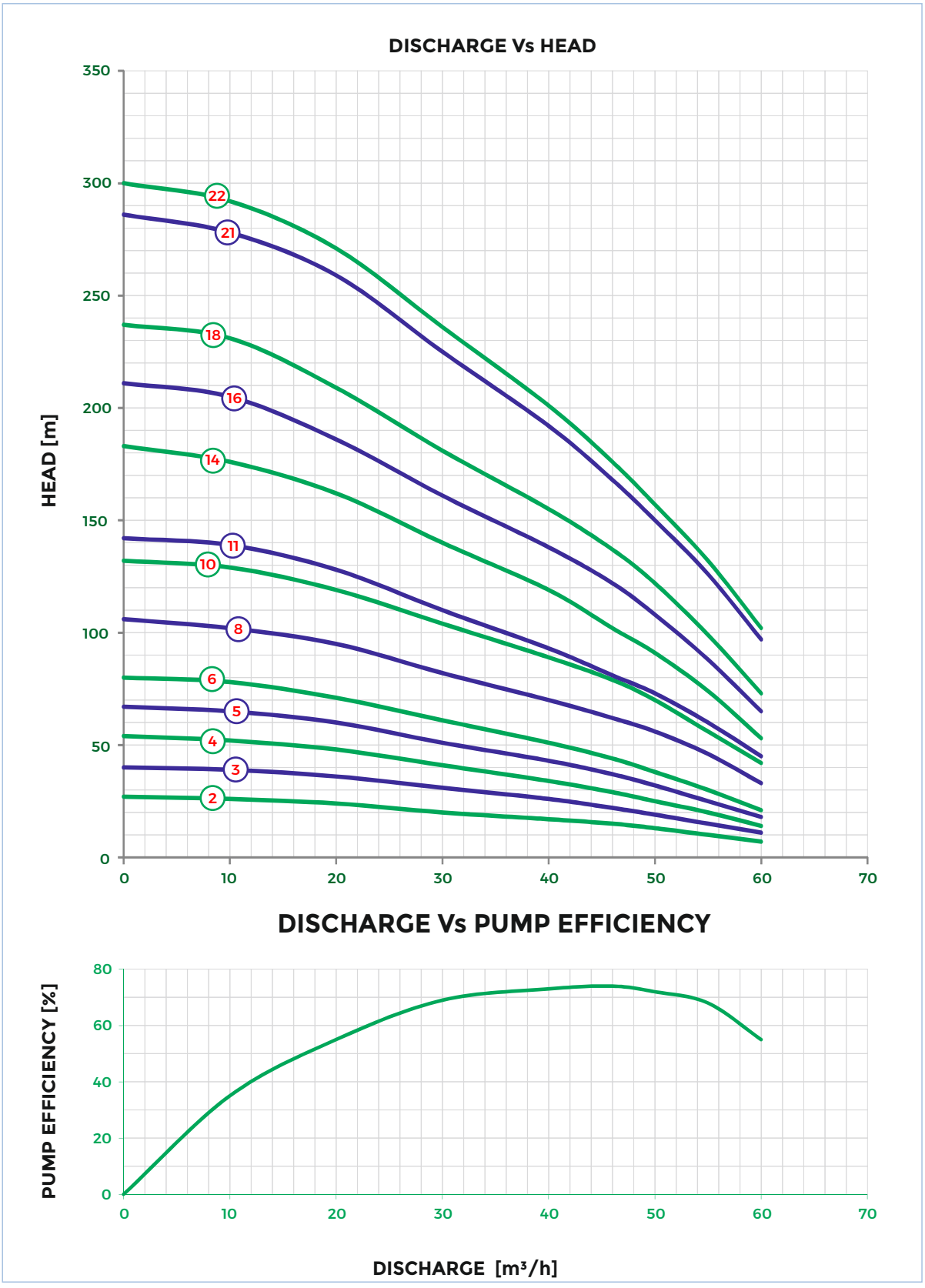

6-SS50-060 SERIES (60 m³/h)

SUITABLE FOR 6" BOREWELLS



HYDRAULIC PERFORMANCE CHART AT 2880 rpm

50 Hz | ISO 9906

PUMP-STAGES	STAGES	CAPACITY									POWER		Height mm		Weight Kg	
		Gpm	0	44.0	88.1	132.1	176.1	220.1	264.2	308.2						
		Lpm	0	167	333	500	667	833	1000	1167						
		Lps	0	2.8	5.6	8.3	11.1	13.9	16.7	19.4						
		m³/h	0	10	20	30	40	50	60	70	HP	kW	M	P	M	P
6-SS50-060 - 02	02	HEAD [M]	28	27	25	22	19	16	13	9	5.0	3.7	758.5	493	52.3	15.0
6-SS50-060 - 03	03		42	41	38	33	29	24	20	14	7.5	5.5	828.5	606	58.3	17.0
6-SS50-060 - 04	04		56	54	50	44	39	33	26	19	10.0	7.5	938.5	719	66.4	19.0
6-SS50-060 - 05	05		70	68	63	57	49	42	34	25	12.5	9.3	998.5	832	71.1	21.5
6-SS50-060 - 06	06		84	81	76	68	59	50	41	30	15.0	11.0	1078.5	945	77.6	24.0
6-SS50-060 - 07	07		96	93	87	78	68	60	49	36	17.5	13.0	1128.5	1058	82.1	26.0
6-SS50-060 - 08	08		110	106	99	89	78	69	57	40	20.0	15.0	1178.5	1171	89.3	28.5
6-SS50-060 - 09	09		122	118	110	96	85	74	60	43	20.0	15.0	1178.5	1284	89.3	31.5
6-SS50-060 - 10	10		139	135	126	111	97	85	70	52	25.0	18.5	1088.5	1397	86.0	34.0
6-SS50-060 - 12	12		162	157	148	132	115	102	85	63	30.0	22.0	1158.5	1623	90.0	39.0
6-SS50-060 - 13	13		176	170	160	143	125	111	92	68	30.0	22.0	1158.5	1736	90.0	41.5
6-SS50-060 - 15	15		214	207	195	175	153	130	105	78	35.0	26.0	1308.5	1962	105.0	46.5
6-SS50-060 - 16	16		218	212	200	180	158	135	108	80	40.0	30.0	1358.5	2075	110.0	51.5
6-SS50-060 - 18	18		244	239	226	204	181	157	130	99	40.0	30.0	1358.5	2301	110.0	56.5
6-SS50-060 - 20	20		278	271	254	230	204	178	150	116	50.0	37.0	1528.5	2527	127.0	61.5
6-SS50-060 - 21	21		291	285	267	242	214	187	158	122	50.0	37.0	1528.5	2640	127.0	66.5
6-SS50-060 - 24	24		333	325	305	276	245	214	180	139	60.0	45.0	1528.5	2979	127.0	81.5
PUMP EFFICIENCY(%)			0	25	45	60	70	74	73	66						

6-SS50-060 SERIES (60 m³/h)

SUITABLE FOR 6" BOREWELLS

HYDRAULIC PERFORMANCE CURVE AT 2880 rpm **50 Hz | ISO 9906**

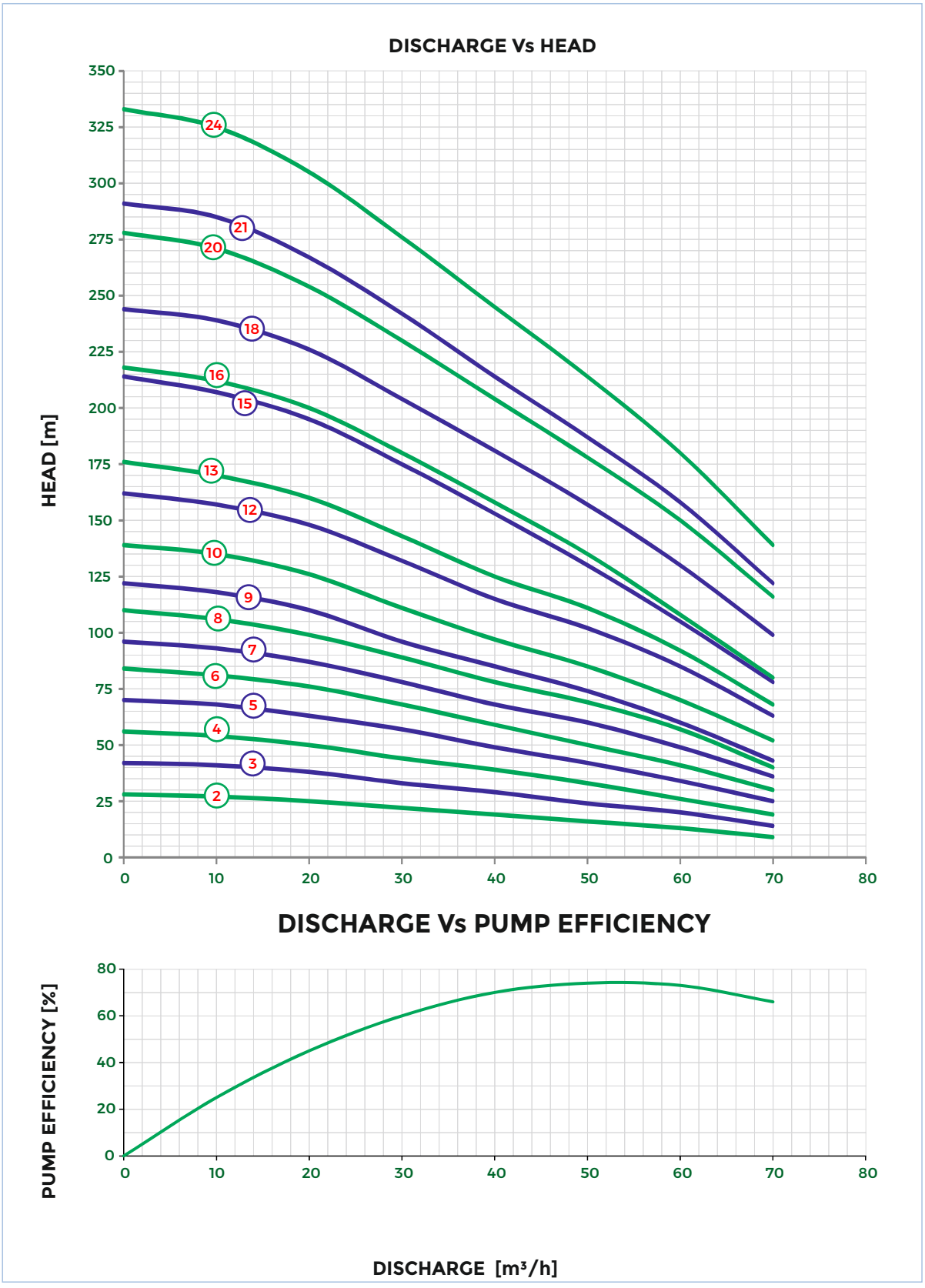

SUBMERSIBLE PUMPS



8-SS50 PUMP WITH 8" MOTOR (MIXED FLOW)

SUITABLE FOR 8" BOREWELLS

SECTIONAL VIEW WITH MATERIAL OF CONSTRUCTION

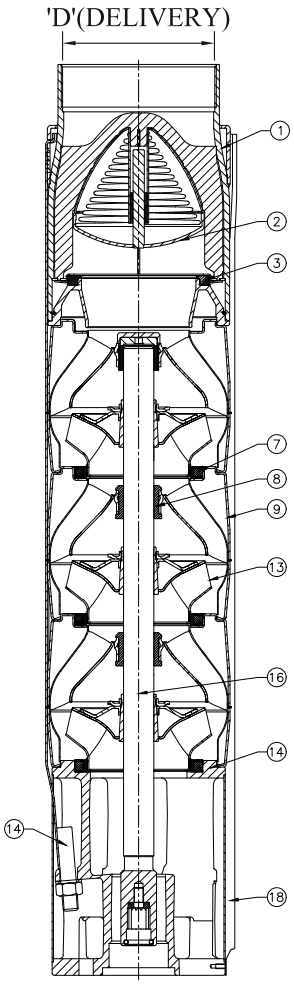

S.No	PART NAME	Material
1	VALVE CASING ASSEMBLY	CAST STAINLESS STEEL,CF8
2	VALVE CUP	STAINLESS STEEL, AISI 304
3	NRV SEAT	NITRILE RUBBER
7	WEAR RING	NITRILE RUBBER
8	STAGE BUSH	NITRILE RUBBER
9	STAGE BOWL ASSY	STAINLESS STEEL, AISI 304
13	IMPELLER ASSEMBLY	STAINLESS STEEL, AISI 304
14	INLET BRACKET ASSEMBLY	CAST STAINLESS STEEL,CF8
16	PUMP SHAFT	STAINLESS STEEL, AISI 304
17	TIE BOLT ASSEMBLY	STAINLESS STEEL, AISI 304
18	CABLE GUARD	STAINLESS STEEL, AISI 304

TYPE	'D' DELIVERY
8-SS50-077	5" BSP
8-SS50-095	5" BSP

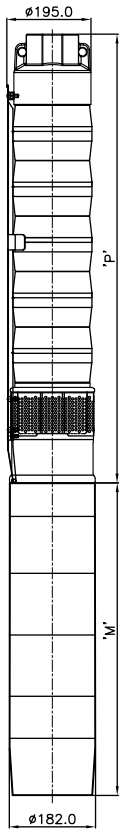

8-SS50-077 SERIES (77 m³/h)

SUITABLE FOR 8" BOREWELLS



HYDRAULIC PERFORMANCE CHART AT 2880 rpm

50 Hz | ISO 9906

PUMP-STAGES	STAGES	CAPACITY											POWER		Height mm		Weight Kg	
		Gpm	0	44.0	88.1	132.1	176.1	220.1	264.2	339.0	253.2	396.3	440.3						
		Lpm	0	167	333	500	667	833	1000	1283	1333	1500	1667						
		Lps	0	2.8	5.6	8.3	11.1	13.9	16.7	21.4	22.2	25	27.8						
		m³/h	0	10	20	30	40	50	60	77	80	90	100	HP	kW	M	P	M	P
8-SS50-077 - 01	01	HEAD [M]	21	21	20	18	17	15	14	12	12	10	7	7.5	5.5	910	610	98.0	25.8
8-SS50-077 - 2B	2B		33	32	31	29	27	25	22	17	17	12	7	7.5	5.5	910	740	98.0	29.9
8-SS50-077 - 02	02		41	40	39	36	33	31	28	24	23	18	13	10.0	7.5	935	740	103.0	29.9
8-SS50-077 - 3B	3B		53	52	51	48	44	40	37	30	28	22	14	12.5	9.3	960	870	108.0	34.0
8-SS50-077 - 03	03		61	60	58	55	50	46	43	36	34	28	20	15.0	11.0	1010	870	118.0	34.0
8-SS50-077 - 4B	4B		73	72	70	66	61	56	51	42	40	31	21	17.5	13.0	1035	1000	123.0	38.1
8-SS50-077 - 04	04		81	80	78	73	68	62	57	48	46	38	27	20.0	15.0	1060	1000	128.0	38.1
8-SS50-077 - 05	05		101	100	97	92	85	78	72	60	58	48	34	25.0	18.5	1110	1130	138.0	42.2
8-SS50-077 - 06	06		120	120	116	110	102	94	86	72	69	56	41	30.0	22.0	1160	1260	148.0	46.2
8-SS50-077 - 07	07		140	140	136	129	119	110	101	84	81	66	48	35.0	26.0	1210	1390	158.0	50.3
8-SS50-077 - 8B	8B		152	151	147	139	129	118	108	90	85	68	48	35.0	26.0	1210	1520	158.0	54.5
8-SS50-077 - 08	08		160	160	156	147	137	126	116	97	93	76	55	40.0	30.0	1260	1520	168.0	54.4
8-SS50-077 - 09	09		179	179	174	164	152	140	129	108	103	85	61	40.0	30.0	1260	1650	168.0	58.6
8-SS50-077 - 10	10		200	199	194	184	171	157	145	122	117	96	69	50.0	37.0	1360	1780	188.0	62.6
8-SS50-077 - 11	11		218	218	212	201	187	172	158	132	127	104	74	60.0	45.0	1430	1910	198.0	66.7
8-SS50-077 - 12	12		243	243	237	225	209	193	179	151	145	120	89	60.0	45.0	1430	2040	198.0	70.8
8-SS50-077 - 13	13		264	265	258	245	228	211	195	165	159	132	98	75.0	55.0	1530	2170	218.0	74.9
8-SS50-077 - 14	14		283	284	277	264	245	226	209	177	171	141	104	75.0	55.0	1530	2300	218.0	79.0
8-SS50-077 - 15	15		303	303	296	281	262	242	223	189	181	150	111	75.0	55.0	1530	2430	218.0	83.1
8-SS50-077 - 16	16		324	325	318	301	280	259	239	203	195	162	120	85.0	63.0	1530	2560	218.0	87.1
8-SS50-077 - 17	17		343	344	337	319	297	275	253	215	207	171	126	85.0	63.0	1530	2690	218.0	91.2
8-SS50-077 - 18	18		363	364	355	337	314	290	267	226	218	180	132	85.0	63.0	1530	2820	218.0	95.3
8-SS50-077 - 19	19		383	384	376	356	332	307	283	239	230	191	140	100.0	75.0	1580	2950	228.0	99.4
8-SS50-077 - 20	20		402	404	395	374	349	322	297	251	242	199	146	100.0	75.0	1580	3080	228.0	103.5
8-SS50-077 - 21	21		422	423	413	392	365	337	311	262	252	208	152	100.0	75.0	1580	3210	228.0	107.5
PUMP EFFICIENCY(%)			0	21	40	54	64	70	74	77	77	77	72						

AQUA GROUP
Pumps you can rely on

8-SS50-077 SERIES (77 m³/h)

SUITABLE FOR 8" BOREWELLS

HYDRAULIC PERFORMANCE CURVE AT 2880 rpm **50 Hz | ISO 9906**

DISCHARGE Vs HEAD

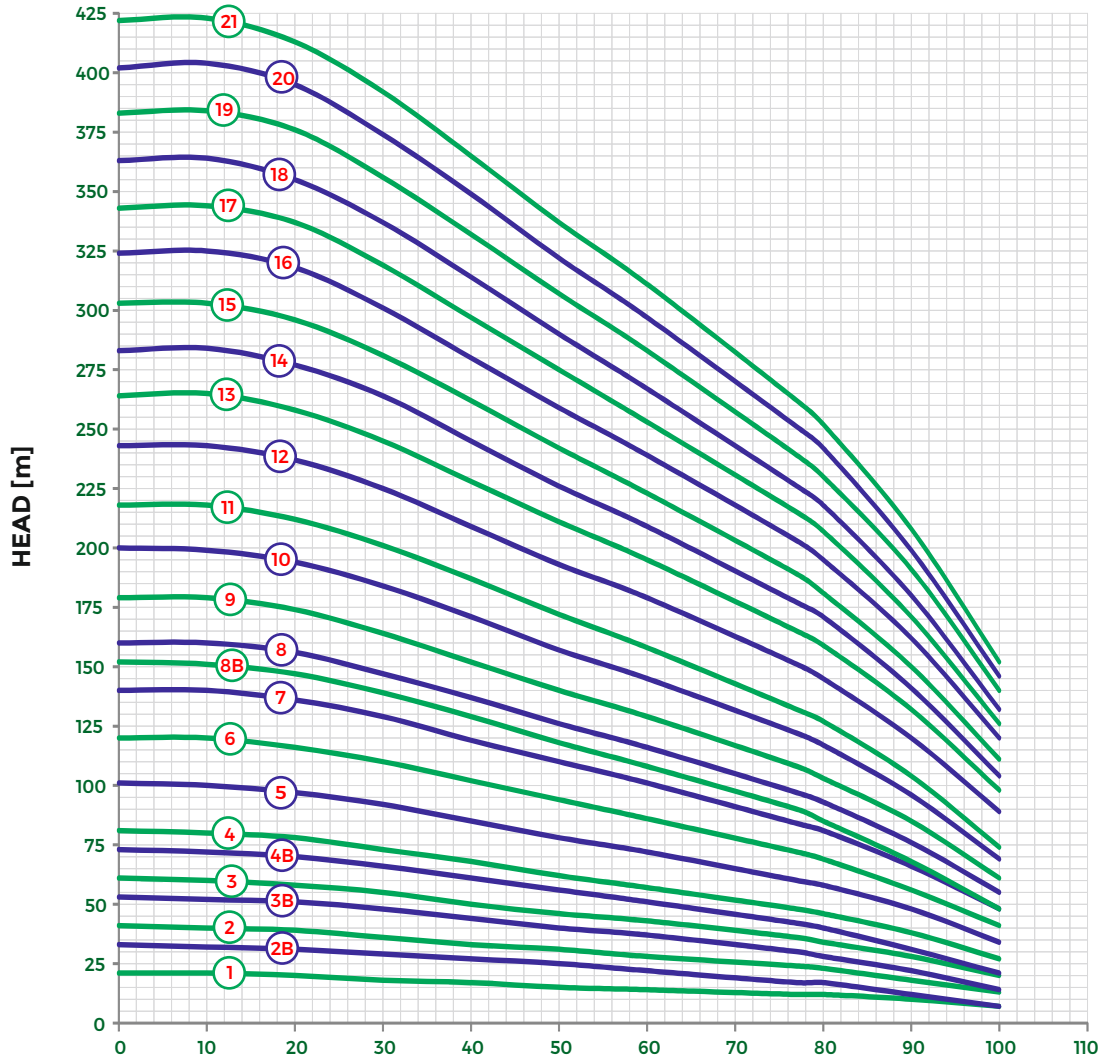

DISCHARGE Vs PUMP EFFICIENCY

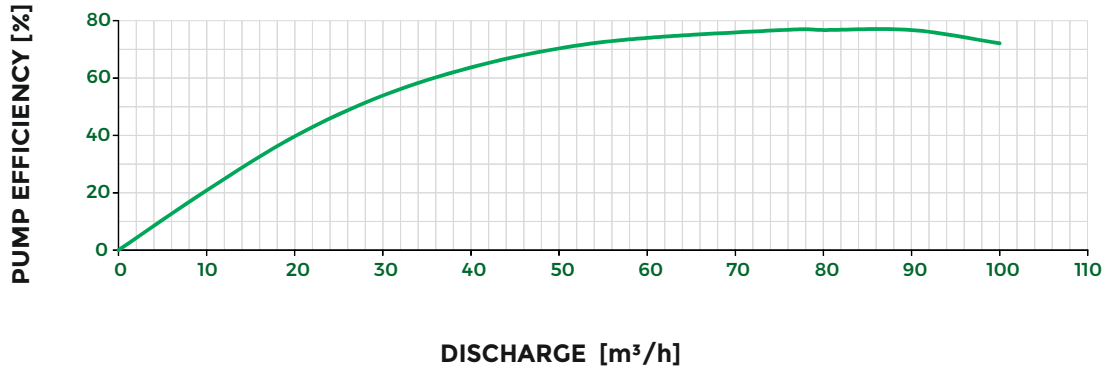

8-SS50-095 SERIES (95 m³/h)

SUITABLE FOR 8" BOREWELLS



HYDRAULIC PERFORMANCE CHART AT 2880 rpm

50 Hz | ISO 9906

PUMP-STAGES	STAGES	CAPACITY										POWER		Height mm		Weight Kg	
		Gpm	0	88.1	176.0	264.2	352.2	418.3	440.3	528.3	546.0						
		Lpm	0	333	667	1000	1333	1583	1667	2000	2053						
		Lps	0	5.6	11.1	16.7	22.2	26.4	27.8	33.3	34.2						
		m³/h	0	20	40	60	80	95	100	120	124	HP	kW	M	P	M	P
8-SS50-095 - 01	01	HEAD [M]	23	21	18	15	14	12	11	6	6	7.5	5.5	910	610	98.0	25.8
8-SS50-095 - 2BB	2BB		27	26	23	21	17	13	11	0	-	7.5	5.5	910	740	98.0	29.9
8-SS50-095 - 2A	02A		39	36	32	27	24	20	18	9	8	10.0	7.5	935	740	103.0	29.9
8-SS50-095 - 02	02		44	41	36	31	27	24	22	13	11	12.5	9.3	960	740	108.0	29.9
8-SS50-095 - 3BB	3BB		49	46	40	35	29	23	20	8	7	12.5	9.3	960	870	108.0	34.0
8-SS50-095 - 3B	3B		56	53	47	41	35	29	26	13	12	15.0	11.0	1010	870	118.0	34.0
8-SS50-095 - 03	03		65	62	55	47	42	36	34	20	17	17.5	13.0	1035	870	123.0	34.0
8-SS50-095 - 4B	4B		77	73	65	56	49	41	37	20	18	20.0	15.0	1060	1000	128.0	38.1
8-SS50-095 - 04	04		86	82	73	63	56	48	44	24	21	25.0	18.5	1110	1000	138.0	38.1
8-SS50-095 - 5AB	5AB		94	89	80	69	60	50	45	24	21	25.0	18.5	1110	1130	138.0	42.2
8-SS50-095 - 05	05		106	101	90	78	69	59	55	33	29	30.0	22.0	1160	1130	148.0	42.2
8-SS50-095 - 06	06		129	123	110	96	84	73	68	41	36	35.0	26.0	1210	1260	158.0	46.2
8-SS50-095 - 07	07		148	142	126	110	97	83	77	46	40	40.0	30.0	1260	1390	168.0	50.3
8-SS50-095 - 08	08		170	163	145	127	112	97	90	54	48	50.0	37.0	1360	1520	188.0	54.4
8-SS50-095 - 09	09		189	182	162	141	124	107	99	59	52	50.0	37.0	1360	1650	188.0	58.6
8-SS50-095 - 10	10		214	209	185	162	143	124	116	71	63	60.0	45.0	1430	1780	198.0	62.6
8-SS50-095 - 11	11		237	231	204	179	158	138	129	80	71	70.0	52.0	1530	1910	218.0	66.7
8-SS50-095 - 12	12		257	251	222	195	172	150	140	86	76	75.0	55.0	1530	2040	218.0	70.8
8-SS50-095 - 13	13		277	271	240	210	185	161	150	91	81	80.0	60.0	1530	2170	218.0	74.9
8-SS50-095 - 14	14		300	292	259	227	200	175	163	100	89	85.0	63.0	1530	2300	218.0	79.0
8-SS50-095 - 15	15		321	314	278	244	215	187	175	108	96	100.0	75.0	1580	2430	228.0	83.1
8-SS50-095 - 16	16		342	334	296	259	229	199	185	113	101	100.0	75.0	1580	2560	228.0	87.1
8-SS50-095 - 17	17		362	353	313	274	242	210	196	120	106	100.0	75.0	1580	2690	228.0	91.2
PUMP EFFICIENCY(%)			0	33	57	71	78	77	76	57	51						

8-SS50-095 SERIES (95 m³/h)

SUITABLE FOR 8" BOREWELLS

HYDRAULIC PERFORMANCE CURVE AT 2880 rpm **50 Hz | ISO 9906**

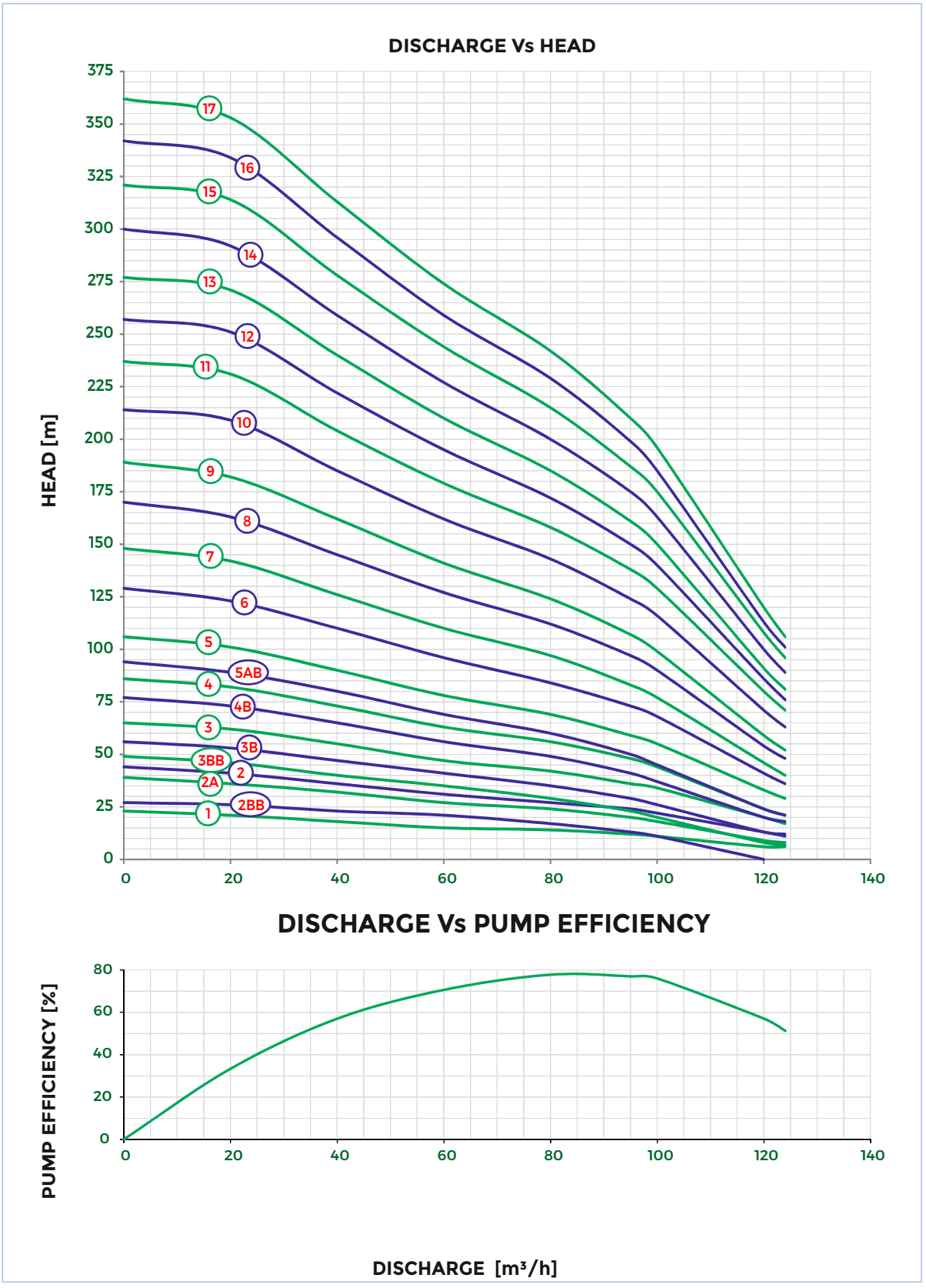

CAST IRON SUBMERSIBLE PUMPS

SUITABLE FOR 4" BOREWELLS



4-JX50 SERIES

4-JX50 SERIES SUBMERSIBLE PUMPS

SUITABLE FOR 4" BOREWELLS

APPLICATIONS

Water Supply

Sprinkler and Drip Irrigation Systems

Pressure Boosting

Fountains etc..

SPECIFICATIONS

Submersible Pumps for 4" bore wells.

Discharge Rate upto 30 m^3/h, Head upto 368 m

Voltage: Single phase: 220 V ± 10%

Three Phase: 380 V ± 10%

Frequency: 50Hz

Switching interval between restarts: 5 min.

CHARACTERISTICS

The bearings made of high nitrile-content rubber ensures high wear resistance and long lasting pump performance.

Coupling dimensions meet NEMA standards.

The performance tolerances confirms to ISO 9906, Annexure A Standards.

Offered in two versions.

4" Radial Flow Version

4-JX50-003A, 4-JX50-004, 4-JX50-006, 4-JX50-007,
4-JX50-008, 4-JX50-0010 - 0.75 to 5.5 kW / 1.0 to 7.5 HP

4" Mixed Flow Version

4-JX50-014, 4-JX50-016, 4-JX50-021 - 0.75 to 5.5 kW / 1.0 to 7.5 HP

SUBMERSIBLE PUMPS



4-JX50 PUMP WITH 4" MOTOR

SUITABLE FOR 4" BOREWELLS

SECTIONAL VIEW WITH MATERIAL OF CONSTRUCTION

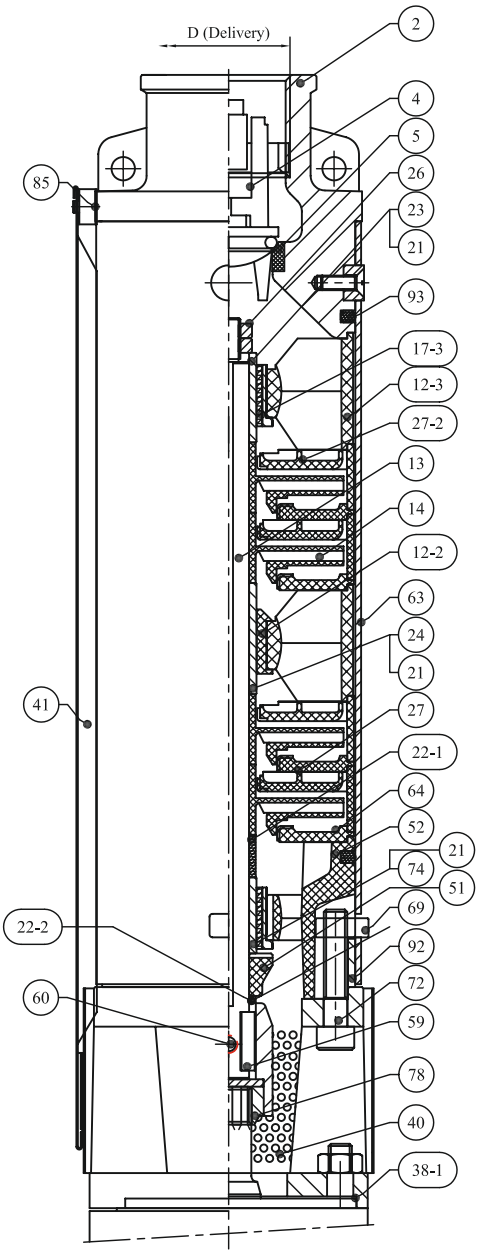

P.No.	PART NAME	MATERIAL
2	VALVE CASING ASSEMBLY	CAST IRON
4.	NON RETURN VALVE ASSEMBLY	NORYL NITRILE RUBBER
5.	VALVE SEAT	DELRIN
12-2.	RUBBER BUSH	NITRILE RUBBER
12-3.	BUSH SUPPORT	NORYL
13.	PUMP SHAFT	STAINLESS STEEL AISI 420
14.	IMPELLER	NORYL
17-3.	BUSH	SS AISI 410+ NITRILE RUBBER
21.	KEY ROD	STAINLESS STEEL AISI 304
22-1.	COLLAR-TOP	NORYL
22-2.	COLLAR-BOTTOM (NEMA)	NORYL
23.	SLEEVE (TOP)	STAINLESS STEEL AISI 410
24.	SLEEVE (INT)	STAINLESS STEEL AISI 410
26.	LOCK NUT	STAINLESS STEEL AISI 410
27.	DIFFUSER ASSEMBLY	NORYL
27-2.	DIFFUSER	NORYL
38-1.	INLET BRACKET	CAST IRON
40.	STRAINER	STAINLESS STEEL AISI 304
41.	CABLE GUARD WITH CLIP	STAINLESS STEEL AISI 304
51.	THRUST RING	HYLAM FABRIC
52.	INLET BRACKET TOP	NORYL
59.	KEY (COUPLING)	STAINLESS STEEL AISI 410
60.	GRUB SCREW (COUPLING)	STAINLESS STEEL AISI 304
63.	JACKET (PUMP)	STAINLESS STEEL AISI 304
64.	DIFFUSER PLATE	NORYL
69.	NUT (17 x 13)	STAINLESS STEEL AISI 410
72.	ALLEN BOLT	STAINLESS STEEL AISI 304
74	BOTTOM SLEEVE	STAINLESS STEEL AISI 410
78.	NEMA COUPLING ASSEMBLY	STAINLESS STEEL AISI 410
85.	CHEESE HEAD SCREW	STAINLESS STEEL AISI 304
92.	SUPPORT RING	STAINLESS STEEL AISI 304
93.	SEAL RING	NITRILE RUBBER

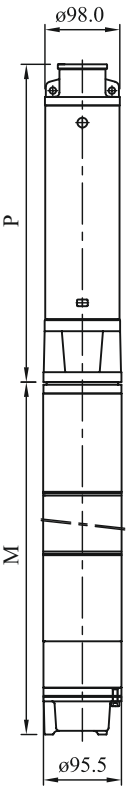

TYPE	'D' DELIVERY
4-JX50-003A	1 ¼" BSP
4-JX50-004	1 ¼" BSP
4-JX50-006	2" BSP
4-JX50-007	2" BSP
4-JX50-008	2" BSP
4-JX50-010	2" BSP
4-JX50-014	2 ½" BSP
4-JX50-016	2 ½" BSP
4-JX50-021	2 ½" BSP

4-JX50-003A SERIES (3 m³/hr)

SUITABLE FOR 4" BOREWELLS



HYDRAULIC PERFORMANCE CHART AT 2880 rpm

50 Hz | ISO 9906

PUMP-STAGES	STAGES	CAPACITY										POWER		Height mm		Weight Kg	
		Gpm	0	3.7	7.3	11.0	12.8	13.9	15.4	16.9	18.3						
		Lps	0	0.3	0.6	0.8	1.0	1.1	1.2	1.3	1.4						
		Lpm	0	17	33	50	58	63	70	77	83						
		m³/h	0	1.0	2.0	3.0	3.5	3.8	4.2	4.6	5.0	HP	kW	P	M	P	M
4-JX50-003A-04	4	HEAD [M]	26	23	21	18	16	15	12	10	8	0.5	0.37	360	625	5	19
4-JX50-003A-05	5		32	29	27	23	20	18	15	13	10	0.5	0.37	385	625	5	19
4-JX50-003A-06	6		38	35	32	27	24	22	19	15	12	0.75	0.55	410	625	5	19
4-JX50-003A-07	7		45	41	37	32	28	25	22	18	13	0.75	0.55	435	625	5	19
4-JX50-003A-08	8		51	47	42	36	32	29	25	20	15	1.0	0.75	460	655	6	22
4-JX50-003A-09	9		58	53	48	41	36	33	28	23	17	1.0	0.75	485	655	6	22
4-JX50-003A-10	10		64	59	53	45	40	36	31	25	19	1.0	0.75	510	655	6	22
4-JX50-003A-11	11		71	64	58	50	44	40	34	28	21	1.5	1.1	535	685	7	25
4-JX50-003A-12	12		77	70	64	54	48	44	37	30	23	1.5	1.1	560	685	7	25
4-JX50-003A-13	13		83	76	69	59	52	47	40	33	25	1.5	1.1	585	685	7	25
4-JX50-003A-14	14		90	82	74	64	56	51	43	35	27	1.5	1.1	610	685	8	25
4-JX50-003A-15	15		96	88	80	68	60	54	46	38	29	1.5	1.1	635	685	8	25
4-JX50-003A-16	16		103	94	85	73	64	58	49	40	31	2.0	1.5	698	705	8	27
4-JX50-003A-17	17		109	99	90	77	68	62	53	43	33	2.0	1.5	723	705	8	27
4-JX50-003A-18	18		115	105	95	82	72	65	56	45	35	2.0	1.5	748	705	9	27
4-JX50-003A-19	19		122	111	101	86	76	69	59	48	36	2.0	1.5	773	705	9	27
4-JX50-003A-20	20		128	117	106	91	80	73	62	50	38	2.0	1.5	798	705	9	27
4-JX50-003A-21	21		135	123	111	95	84	76	65	53	40	3.0	2.2	823	765	10	28
4-JX50-003A-22	22		141	129	117	100	88	80	68	55	42	3.0	2.2	848	765	10	28
4-JX50-003A-23	23		147	135	122	104	92	83	71	58	44	3.0	2.2	873	765	10	28
4-JX50-003A-24	24		154	140	127	109	96	87	74	60	46	3.0	2.2	898	765	11	28
4-JX50-003A-25	25		160	146	133	114	100	91	77	63	48	3.0	2.2	923	765	11	28
4-JX50-003A-26	26		167	152	138	118	104	94	80	66	50	3.0	2.2	948	765	11	28
4-JX50-003A-27	27		173	158	143	123	108	98	83	68	52	3.0	2.2	973	765	11	28
4-JX50-003A-28	28		179	164	148	127	112	102	87	71	54	3.0	2.2	998	765	12	28
4-JX50-003A-29	29		186	170	154	132	116	105	90	73	56	3.0	2.2	1023	765	12	28
4-JX50-003A-30	30		192	176	159	136	120	109	93	76	58	3.0	2.2	1086	765	12	28
4-JX50-003A-31	31		199	181	164	141	124	113	96	78	60	4.0	3.0	1111	815	13	31
4-JX50-003A-32	32		205	187	170	145	128	116	99	81	61	4.0	3.0	1136	815	13	31
4-JX50-003A-33	33		212	193	175	150	132	120	102	83	63	4.0	3.0	1161	815	13	31
4-JX50-003A-34	34		218	199	180	154	136	123	105	86	65	4.0	3.0	1186	815	14	31
4-JX50-003A-35	35		224	205	186	159	140	127	108	88	67	4.0	3.0	1211	815	14	31
4-JX50-003A-36	36		231	211	191	163	144	131	111	91	69	4.0	3.0	1236	815	14	31
4-JX50-003A-37	37		237	216	196	168	148	134	114	93	71	4.0	3.0	1261	815	14	31
4-JX50-003A-38	38		244	222	201	173	152	138	117	96	73	4.0	3.0	1286	815	15	31
4-JX50-003A-39	39		250	228	207	177	156	142	121	98	75	4.0	3.0	1311	815	15	31
4-JX50-003A-40	40		256	234	212	182	160	145	124	101	77	4.0	3.0	1374	815	15	31
4-JX50-003A-41	41		263	240	217	186	164	149	127	103	79	5.0	3.7	1399	855	16	36
4-JX50-003A-42	42		269	246	223	191	168	152	130	106	81	5.0	3.7	1424	855	16	36
4-JX50-003A-43	43		276	252	228	195	172	156	133	108	83	5.0	3.7	1449	855	16	36
4-JX50-003A-44	44		282	257	233	200	176	160	136	111	84	5.0	3.7	1474	855	17	36
4-JX50-003A-45	45		288	263	239	204	180	163	139	113	86	5.0	3.7	1499	855	17	36
4-JX50-003A-46	46		295	269	244	209	184	167	142	116	88	5.0	3.7	1524	855	17	36
4-JX50-003A-47	47		301	275	249	213	188	171	145	118	90	5.0	3.7	1549	855	17	36
4-JX50-003A-48	48		308	281	254	218	192	174	148	121	92	5.0	3.7	1574	855	18	36
4-JX50-003A-49	49		314	287	260	222	196	178	151	123	94	5.0	3.7	1599	855	18	36
4-JX50-003A-50	50		321	293	265	227	201	182	155	126	96	5.0	3.7	1624	855	18	36
4-JX50-003A-51D	51		327	298	270	232	205	185	158	129	98	6.0	4.5	1868	905	19	39
4-JX50-003A-52D	52		333	304	276	236	209	189	161	131	100	6.0	4.5	1893	905	19	39
4-JX50-003A-53D	53		340	310	281	241	213	192	164	134	102	6.0	4.5	1918	905	19	39
4-JX50-003A-54D	54		346	316	286	245	217	196	167	136	104	6.0	4.5	1943	905	20	39
4-JX50-003A-55D	55		353	322	292	250	221	200	170	139	106	6.0	4.5	1968	905	20	39
4-JX50-003A-56D	56		359	328	297	254	225	203	173	141	108	6.0	4.5	1993	905	20	39
4-JX50-003A-57D	57		365	333	302	259	229	207	176	144	109	6.0	4.5	2018	905	20	39
4-JX50-003A-58D	58		372	339	307	263	233	211	179	146	111	6.0	4.5	2043	905	21	39
4-JX50-003A-59D	59		378	345	313	268	237	214	182	149	113	6.0	4.5	2068	905	21	39
4-JX50-003A-60D	60		385	351	318	272	241	218	185	151	115	6.0	4.5	2131	905	21	39
PUMP EFFICIENCY(%)			0	25	40	50	51	50	51	48	46						

4-JX50-003A SERIES (3 m³/h)

SUITABLE FOR 4" BOREWELLS

HYDRAULIC PERFORMANCE CURVE AT 2880 rpm **50 Hz | ISO 9906**

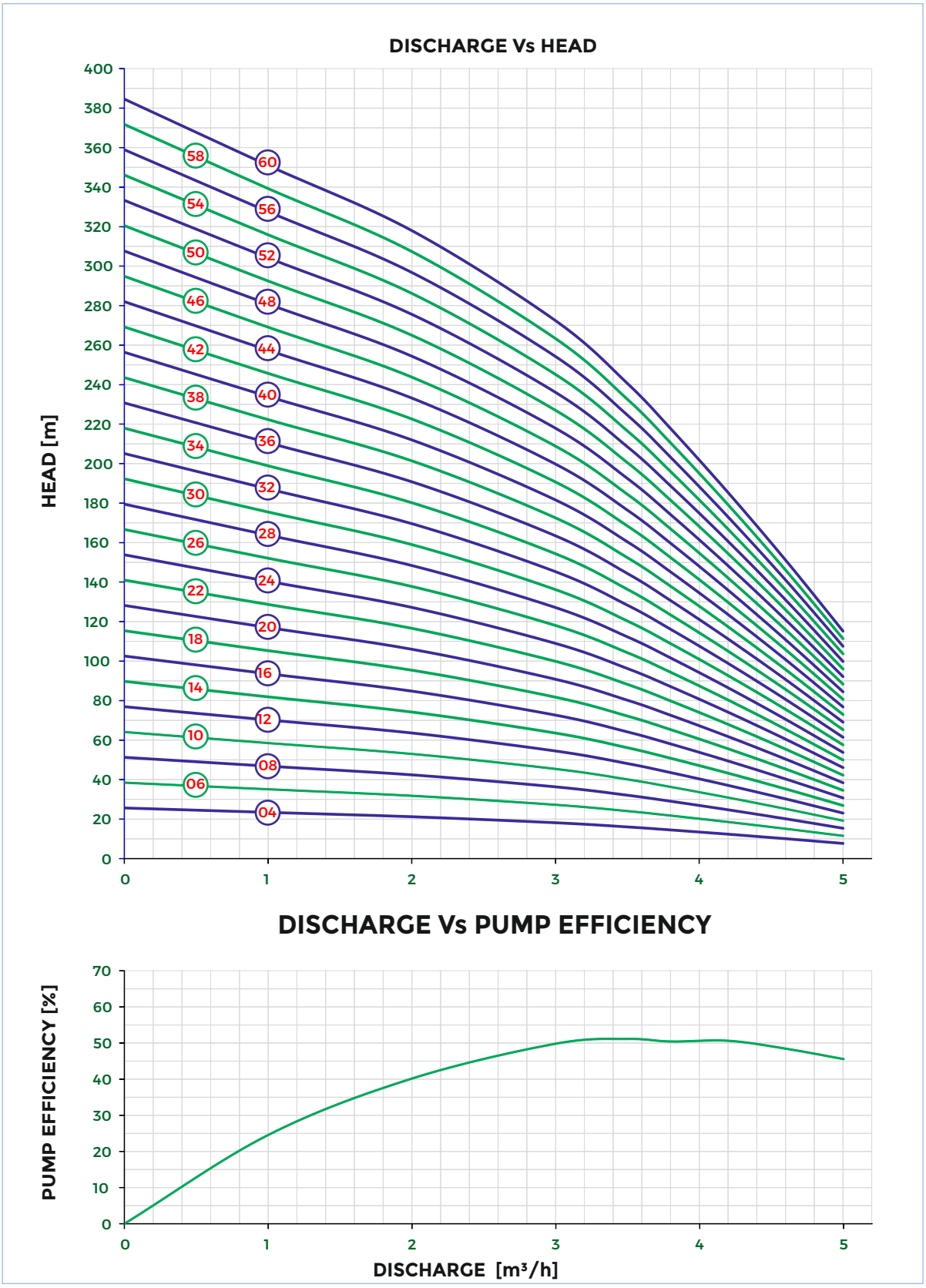

4-JX50-004 SERIES (4 m³/h)

SUITABLE FOR 4" BOREWELLS



HYDRAULIC PERFORMANCE CHART AT 2880 rpm

50 Hz | ISO 9906

PUMP-STAGES	STAGES	CAPACITY										POWER		Height mm		Weight Kg	
		Gpm	0	3.7	7.3	11.0	14.7	16.5	18.3	20.0	22.0						
		Lps	0	0.3	0.6	0.8	1.1	1.3	1.4	1.5	1.7						
		Lpm	0	17	33	50.	67	75	83	92	100						
		m³/h	0	1.0	2.0	3.0	4.0	4.5	5.0	5.5	6.0	HP	kW	P	M	P	M
4-JX50-004-04	4	HEAD [M]	32	31	30	26	21	19	16	13	10	0.75	0.55	369	625	4	19
4-JX50-004-05	5		40	39	38	33	27	23	20	16	12	1.0	0.75	397	655	4	22
4-JX50-004-06	6		48	47	45	40	32	28	24	19	14	1.0	0.75	425	655	5	22
4-JX50-004-07	7		56	55	53	46	38	33	28	22	17	1.5	1.1	453	685	5	25
4-JX50-004-08	8		64	63	60	53	43	37	32	25	19	1.5	1.1	481	685	5	25
4-JX50-004-09	9		73	71	68	59	48	42	36	29	22	1.5	1.1	509	685	5	25
4-JX50-004-10	10		81	78	75	66	54	47	40	32	24	2.0	1.5	537	705	6	27
4-JX50-004-11	11		89	86	83	72	59	51	44	35	26	2.0	1.5	565	705	6	27
4-JX50-004-12	12		97	94	90	79	64	56	48	38	29	2.0	1.5	593	705	6	27
4-JX50-004-13	13		105	102	98	86	70	60	51	41	31	2.0	1.5	621	705	6	27
4-JX50-004-14	14		113	110	105	92	75	65	55	45	34	3.0	2.2	649	765	7	28
4-JX50-004-15	15		121	118	113	99	81	70	59	48	36	3.0	2.2	677	765	7	28
4-JX50-004-16	16		129	125	120	105	86	74	63	51	38	3.0	2.2	743	765	7	28
4-JX50-004-17	17		137	133	128	112	91	79	67	54	41	3.0	2.2	771	765	7	28
4-JX50-004-18	18		145	141	135	119	97	84	71	57	43	3.0	2.2	799	765	8	28
4-JX50-004-19	19		153	149	143	125	102	88	75	60	46	3.0	2.2	827	765	8	28
4-JX50-004-20	20		161	157	150	132	107	93	79	64	48	4.0	3.0	855	815	8	31
4-JX50-004-21	21		169	165	158	138	113	98	83	67	50	4.0	3.0	883	815	8	31
4-JX50-004-22	22		177	172	165	145	118	102	87	70	53	4.0	3.0	911	815	9	31
4-JX50-004-23	23		185	180	173	152	124	107	91	73	55	4.0	3.0	939	815	9	31
4-JX50-004-24	24		193	188	180	158	129	112	95	76	58	4.0	3.0	967	815	9	31
4-JX50-004-25	25		202	196	188	165	134	116	99	80	60	4.0	3.0	995	815	9	31
4-JX50-004-26	26		210	204	195	171	140	121	103	83	62	4.0	3.0	1023	815	10	31
4-JX50-004-27	27		218	212	203	178	145	126	107	86	65	5.0	3.7	1051	855	10	36
4-JX50-004-28	28		226	220	210	185	150	130	111	89	67	5.0	3.7	1079	855	10	36
4-JX50-004-29	29		234	227	218	191	156	135	115	92	70	5.0	3.7	1107	855	10	36
4-JX50-004-30	30		242	235	225	198	161	140	119	95	72	5.0	3.7	1170	855	11	36
4-JX50-004-31	31		250	243	233	204	166	144	123	99	74	5.0	3.7	1198	855	11	36
4-JX50-004-32	32		258	251	240	211	172	149	127	102	77	5.0	3.7	1226	855	11	36
4-JX50-004-33	33		266	259	248	217	177	153	131	105	79	6.0	4.5	1254	905	11	39
4-JX50-004-34	34		274	267	255	224	183	158	135	108	82	6.0	4.5	1282	905	12	39
4-JX50-004-35	35		282	274	263	231	188	163	139	111	84	6.0	4.5	1310	905	12	39
4-JX50-004-36	36		290	282	270	237	193	167	143	114	86	6.0	4.5	1338	905	12	39
4-JX50-004-37	37		298	290	278	244	199	172	147	118	89	6.0	4.5	1366	905	12	39
4-JX50-004-38	38		306	298	285	250	204	177	150	121	91	6.0	4.5	1394	905	13	39
4-JX50-004-39	39		314	306	293	257	209	181	154	124	94	6.0	4.5	1422	905	13	39
4-JX50-004-40	40		322	314	300	264	215	186	158	127	96	6.0	4.5	1485	905	13	39
4-JX50-004-41	41		330	321	308	270	220	191	162	130	98	7.5	5.5	1513	955	13	41
4-JX50-004-42	42		339	329	315	277	226	195	166	134	101	7.5	5.5	1541	955	14	41
4-JX50-004-43	43		347	337	323	283	231	200	170	137	103	7.5	5.5	1569	955	14	41
4-JX50-004-44	44		355	345	330	290	236	205	174	140	106	7.5	5.5	1597	955	14	41
4-JX50-004-45	45		363	353	338	297	242	209	178	143	108	7.5	5.5	1625	955	14	41
PUMP EFFICIENCY(%)			0	25	40	50	51	48	45	40	33						

4-JX50-004 SERIES (4 m³/h)

SUITABLE FOR 4" BOREWELLS

HYDRAULIC PERFORMANCE CURVE AT 2880 rpm **50 Hz | ISO 9906**

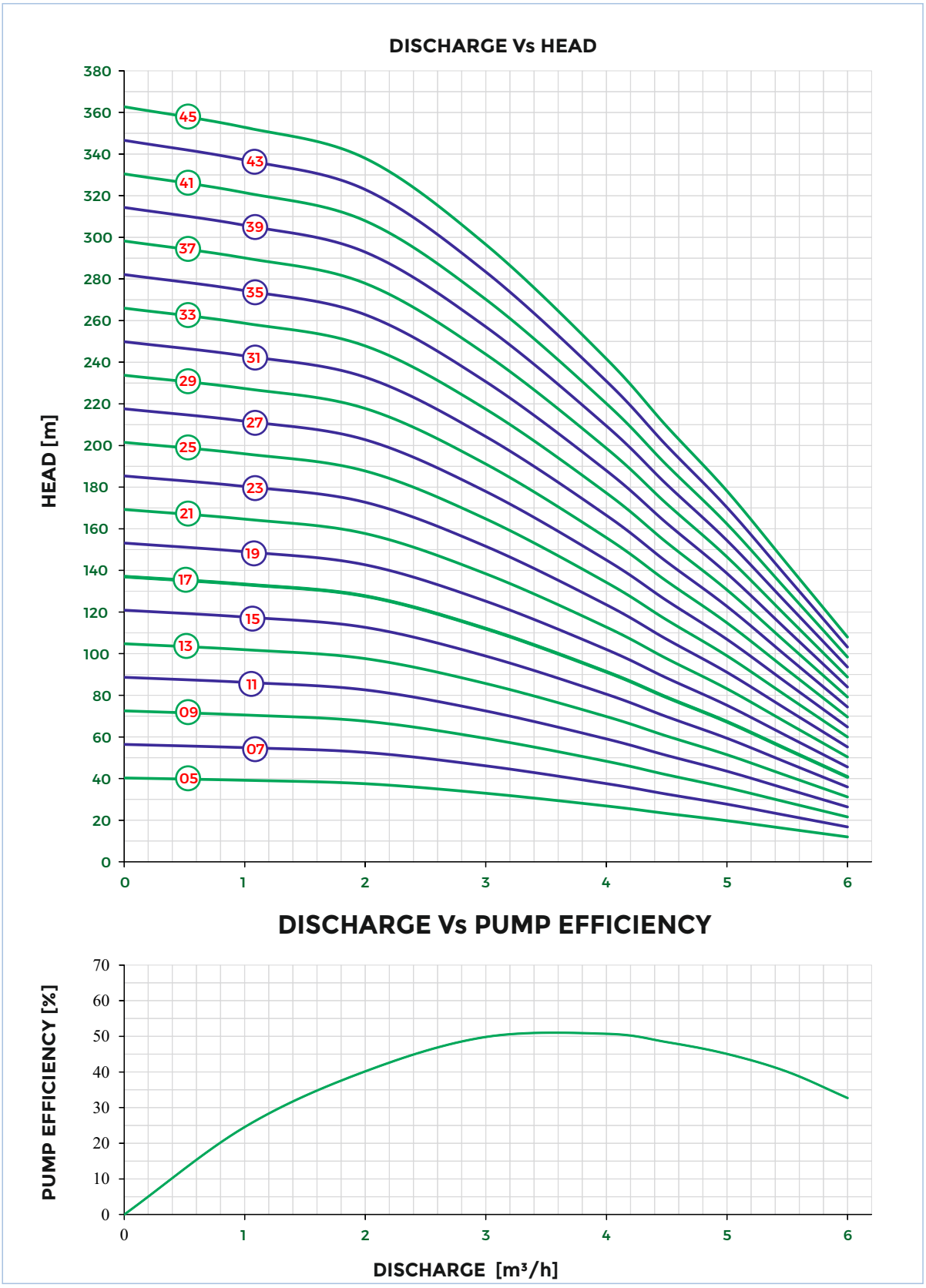

4-JX50-006 SERIES (6 m³/h)

SUITABLE FOR 4" BOREWELLS



HYDRAULIC PERFORMANCE CHART AT 2880 rpm

50 Hz | ISO 9906

PUMP-STAGES	STAGES	CAPACITY										POWER		Height mm		Weight Kg	
		Gpm	0	7.3	12.8	16.5	22.0	25.7	29.3	33.0	36.7						
		Lps	0	0.6	1.0	1.3	1.7	1.9	2.2	2.5	2.8						
		Lpm	0	33	58	75	100	117	133	150	167						
		m³/h	0	2.0	3.5	4.5	6.0	7.0	8.0	9.0	10.0	HP	kW	P	M	P	M
4-JX50-006-04	4	HEAD [M]	25	23	22	21	18	16	13	9	6	1.0	0.75	442	655	5	22
4-JX50-006-05	5		31	29	27	26	22	20	16	12	7	1.5	1.1	476	655	5	22
4-JX50-006-06	6		38	35	33	31	27	23	19	14	9	1.5	1.1	510	655	6	22
4-JX50-006-07	7		44	41	38	36	31	27	22	16	10	2.0	1.5	544	705	6	25
4-JX50-006-08	8		50	47	43	41	36	31	25	19	12	2.0	1.5	578	705	6	25
4-JX50-006-09	9		57	52	49	46	40	35	28	21	13	2.0	1.5	612	705	6	25
4-JX50-006-10	10		63	58	54	51	45	39	32	23	15	2.0	1.5	646	705	7	25
4-JX50-006-11	11		69	64	60	56	49	43	35	26	16	2.0	1.5	680	705	7	25
4-JX50-006-12	12		75	70	65	62	54	47	38	28	18	2.0	1.5	714	705	7	25
4-JX50-006-13	13		82	76	71	67	58	51	41	30	19	3.0	2.2	748	765	7	28
4-JX50-006-14	14		88	81	76	72	63	55	44	33	21	3.0	2.2	782	765	8	28
4-JX50-006-15	15		94	87	81	77	67	59	47	35	22	3.0	2.2	816	765	8	28
4-JX50-006-16	16		101	93	87	82	72	62	51	37	24	3.0	2.2	888	765	8	28
4-JX50-006-17	17		107	99	92	87	76	66	54	40	25	3.0	2.2	922	765	8	28
4-JX50-006-18	18		113	105	98	92	81	70	57	42	27	3.0	2.2	956	765	9	28
4-JX50-006-19	19		120	111	103	97	85	74	60	44	28	4.0	3.0	990	815	9	31
4-JX50-006-20	20		126	116	109	103	90	78	63	47	30	4.0	3.0	1024	815	9	31
4-JX50-006-21	21		132	122	114	108	94	82	66	49	31	4.0	3.0	1058	815	9	31
4-JX50-006-22	22		138	128	119	113	99	86	70	51	33	4.0	3.0	1092	815	10	31
4-JX50-006-23	23		145	134	125	118	103	90	73	54	34	4.0	3.0	1126	815	10	31
4-JX50-006-24	24		151	140	130	123	108	94	76	56	36	4.0	3.0	1160	815	10	31
4-JX50-006-25	25		157	146	136	128	112	98	79	58	37	5.0	3.7	1194	855	10	36
4-JX50-006-26	26		164	151	141	133	116	101	82	61	39	5.0	3.7	1228	855	11	36
4-JX50-006-27	27		170	157	147	139	121	105	85	63	40	5.0	3.7	1262	855	11	36
4-JX50-006-28	28		176	163	152	144	125	109	88	65	42	5.0	3.7	1296	855	11	36
4-JX50-006-29	29		182	169	157	149	130	113	92	68	43	5.0	3.7	1330	855	11	36
4-JX50-006-30	30		189	175	163	154	134	117	95	70	45	5.0	3.7	1402	855	12	36
4-JX50-006-31	31		195	180	168	159	139	121	98	72	46	6.0	4.5	1436	905	12	39
4-JX50-006-32	32		201	186	174	164	143	125	101	75	48	6.0	4.5	1470	905	12	39
4-JX50-006-33	33		208	192	179	169	148	129	104	77	49	6.0	4.5	1504	905	12	39
4-JX50-006-34	34		214	198	185	174	152	133	107	79	51	6.0	4.5	1538	905	13	39
4-JX50-006-35	35		220	204	190	180	157	137	111	82	52	6.0	4.5	1572	905	13	39
4-JX50-006-36	36		226	210	195	185	161	140	114	84	54	6.0	4.5	1606	905	13	39
4-JX50-006-37	37		233	215	201	190	166	144	117	86	55	6.0	4.5	1640	905	13	39
4-JX50-006-38	38		239	221	206	195	170	148	120	89	57	7.5	5.5	1674	955	14	41
4-JX50-006-39	39		245	227	212	200	175	152	123	91	58	7.5	5.5	1708	955	14	41
4-JX50-006-40	40		252	233	217	205	179	156	126	93	60	7.5	5.5	1780	955	14	41
4-JX50-006-41	41		258	239	223	210	184	160	130	96	61	7.5	5.5	1814	955	14	41
4-JX50-006-42	42		264	244	228	215	188	164	133	98	63	7.5	5.5	1848	955	15	41
4-JX50-006-43	43		270	250	233	221	193	168	136	100	64	7.5	5.5	1882	955	15	41
4-JX50-006-44	44		277	256	239	226	197	172	139	103	66	7.5	5.5	1916	955	15	41
4-JX50-006-45	45		283	262	244	231	202	176	142	105	67	7.5	5.5	1950	955	15	41
PUMP EFFICIENCY(%)			0	35	47	52	59	59	57	46	34						

4-JX50-006 SERIES (6 m³/h)

SUITABLE FOR 4" BOREWELLS

HYDRAULIC PERFORMANCE CURVE AT 2880 rpm **50 Hz | ISO 9906**

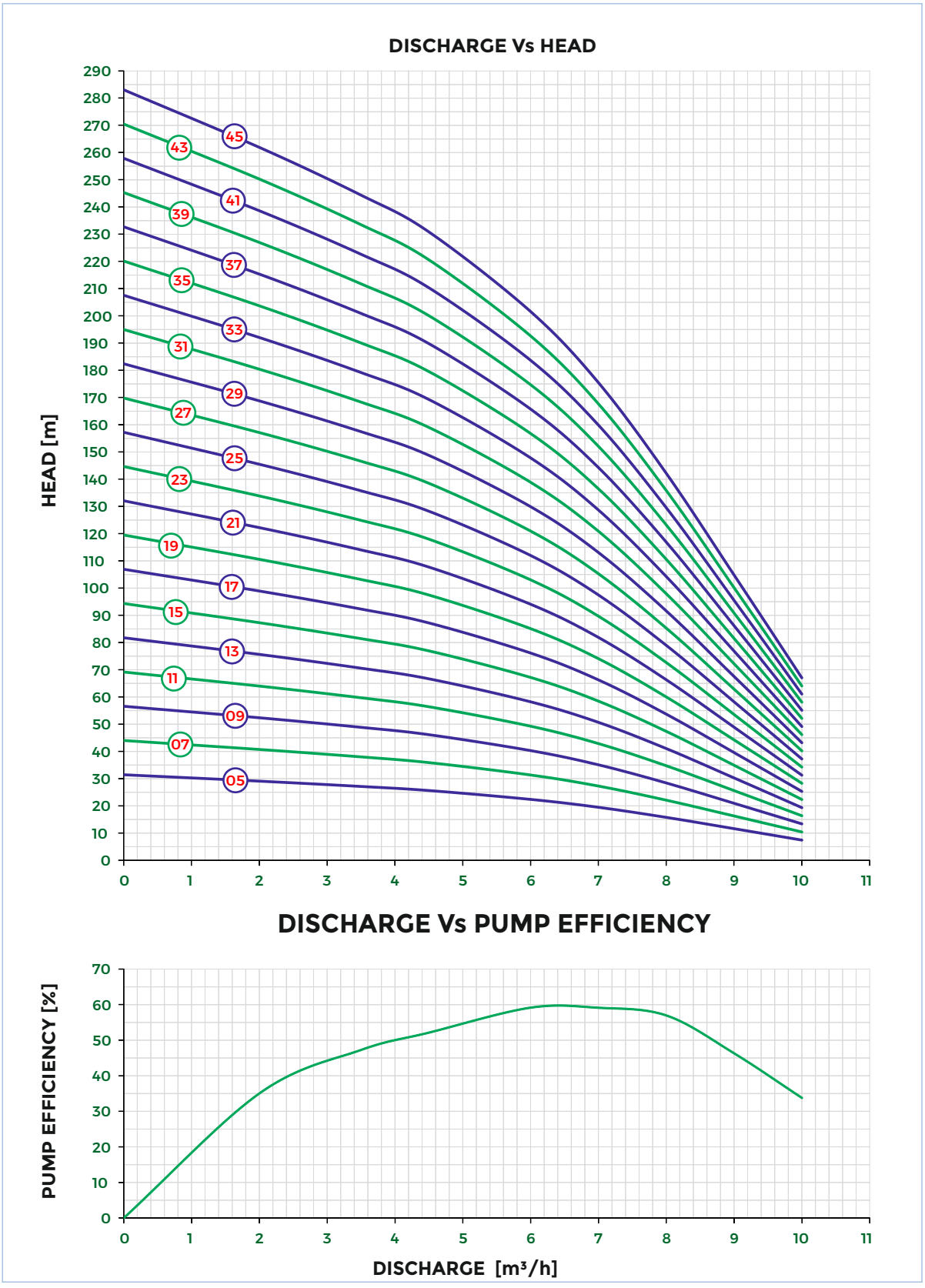

4-JX50-007 SERIES (7 m³/h)

SUITABLE FOR 4" BOREWELLS



HYDRAULIC PERFORMANCE CHART AT 2880 rpm

50 Hz | ISO 9906

PUMP-STAGES	STAGES	CAPACITY										POWER		Height mm		Weight Kg	
		Gpm	0	7.3	12.8	20.2	25.7	29.3	33.0	36.7	40.3						
		Lps	0	0.6	1.0	1.5	1.9	2.2	2.5	2.8	3.1						
		Lpm	0	33	58	92	117	133	150	167	183						
		m³/h	0	2.0	3.5	5.5	7.0	8.0	9.0	10.0	11.0	HP	kW	P	M	P	M
4-JX50-007-04	4	HEAD [M]	26	24	23	21	18	15	12	9	5	1.0	0.75	442	655	4	22
4-JX50-007-05	5		33	30	29	26	22	19	15	11	7	1.0	0.75	476	655	4	22
4-JX50-007-06	6		39	36	34	31	27	23	18	13	8	1.5	1.1	510	685	5	25
4-JX50-007-07	7		46	42	40	36	31	27	21	15	9	1.5	1.1	544	685	5	25
4-JX50-007-08	8		52	49	46	41	36	31	24	17	10	2.0	1.5	578	705	5	28
4-JX50-007-09	9		59	55	52	46	40	34	27	20	12	2.0	1.5	612	705	6	28
4-JX50-007-10	10		65	61	57	52	45	38	30	22	13	2.0	1.5	646	705	6	28
4-JX50-007-11	11		72	67	63	57	49	42	33	24	14	3.0	2.2	680	765	6	31
4-JX50-007-12	12		78	73	69	62	54	46	36	26	16	3.0	2.2	714	765	6	31
4-JX50-007-13	13		85	79	74	67	58	50	40	28	17	3.0	2.2	748	765	7	31
4-JX50-007-14	14		91	85	80	72	63	53	43	31	18	3.0	2.2	782	765	7	31
4-JX50-007-15	15		98	91	86	77	67	57	46	33	20	4.0	3.0	816	815	7	35
4-JX50-007-16	16		104	97	92	83	72	61	49	35	21	4.0	3.0	888	815	8	35
4-JX50-007-17	17		111	103	97	88	76	65	52	37	22	4.0	3.0	922	815	8	35
4-JX50-007-18	18		117	109	103	93	80	69	55	39	24	4.0	3.0	956	815	8	35
4-JX50-007-19	19		124	115	109	98	85	73	58	41	25	4.0	3.0	990	815	9	35
4-JX50-007-20	20		130	121	115	103	89	76	61	44	26	4.0	3.0	1024	815	9	35
4-JX50-007-21	21		137	127	120	108	94	80	64	46	28	5.0	3.7	1058	855	9	36
4-JX50-007-22	22		143	134	126	114	98	84	67	48	29	5.0	3.7	1092	855	9	36
4-JX50-007-23	23		150	140	132	119	103	88	70	50	30	5.0	3.7	1126	855	10	36
4-JX50-007-24	24		156	146	138	124	107	92	73	52	31	5.0	3.7	1160	855	10	36
4-JX50-007-25	25		163	152	143	129	112	96	76	55	33	6.0	4.5	1194	905	10	39
4-JX50-007-26	26		169	158	149	134	116	99	79	57	34	6.0	4.5	1228	905	11	39
4-JX50-007-27	27		176	164	155	139	121	103	82	59	35	6.0	4.5	1262	905	11	39
4-JX50-007-28	28		182	170	160	144	125	107	85	61	37	6.0	4.5	1296	905	11	39
4-JX50-007-29	29		189	176	166	150	130	111	88	63	38	6.0	4.5	1330	905	12	39
4-JX50-007-30	30		195	182	172	155	134	115	91	65	39	6.0	4.5	1402	905	12	39
4-JX50-007-31	31		202	188	178	160	139	118	94	68	41	7.5	5.5	1436	955	12	41
4-JX50-007-32	32		208	194	183	165	143	122	97	70	42	7.5	5.5	1470	955	12	41
4-JX50-007-33	33		215	200	189	170	148	126	100	72	43	7.5	5.5	1504	955	13	41
4-JX50-007-34	34		221	206	195	175	152	130	103	74	45	7.5	5.5	1538	955	13	41
4-JX50-007-35	35		228	212	201	181	156	134	106	76	46	7.5	5.5	1572	955	13	41
4-JX50-007-36	36		234	219	206	186	161	138	109	78	47	7.5	5.5	1606	955	14	41
4-JX50-007-37	37		241	225	212	191	165	141	112	81	48	7.5	5.5	1640	955	14	41
PUMP EFFICIENCY(%)			0	33	44	57	60	59	54	43	29						

AQUA GROUP
Pumps you can rely on

4-JX50-007 SERIES (7 m³/h)

SUITABLE FOR 4" BOREWELLS

HYDRAULIC PERFORMANCE CURVE AT 2880 rpm **50 Hz | ISO 9906**

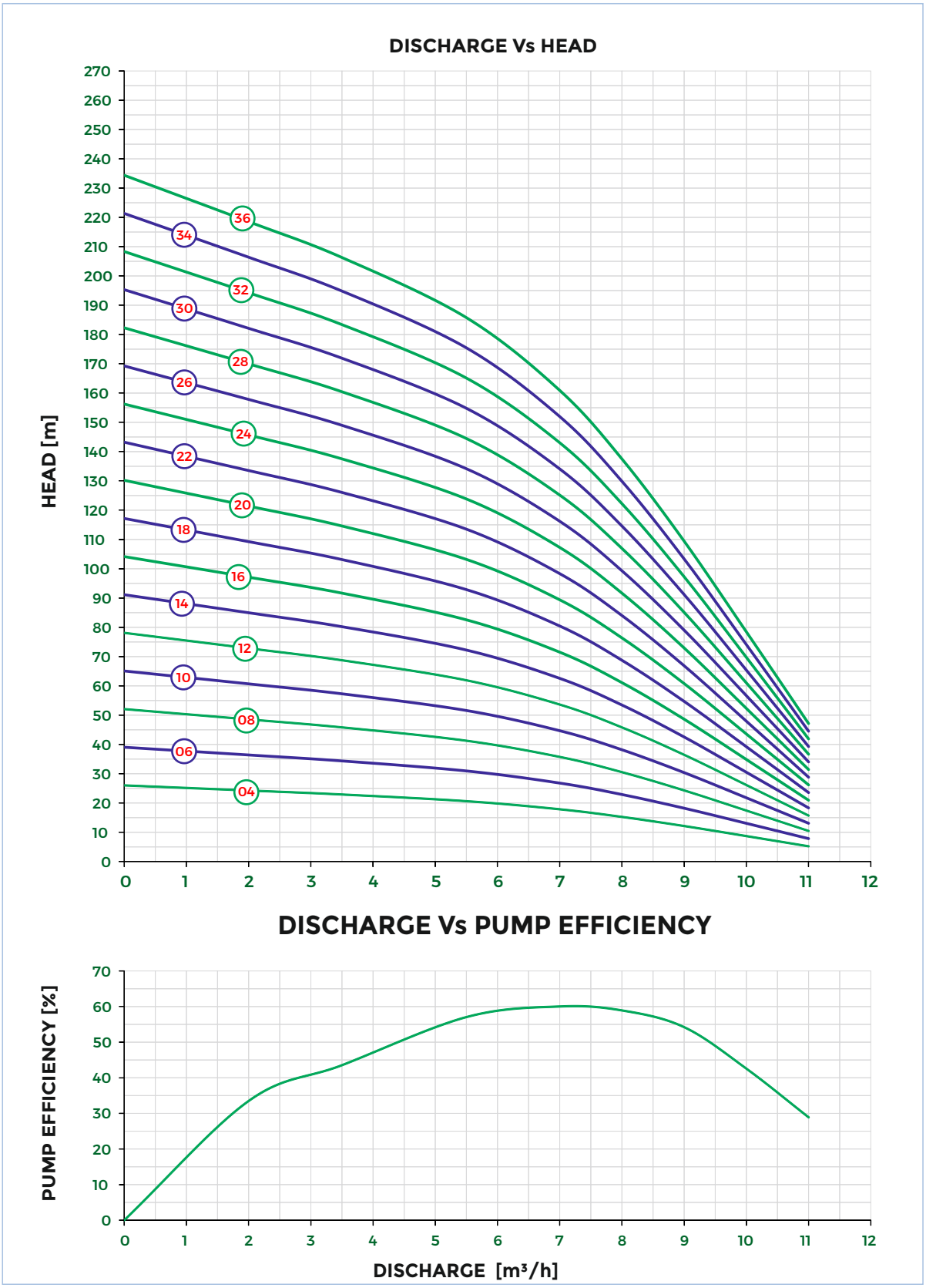

4-JX50-008 SERIES (8 m³/h)

SUITABLE FOR 4" BOREWELLS



HYDRAULIC PERFORMANCE CHART AT 2880 rpm

50 Hz | ISO 9906

PUMP-STAGES	STAGES	CAPACITY									POWER		Height mm		Weight Kg	
		Gpm	0	11.0	18.3	22.0	25.7	29.3	33.0	36.7	44.0						
		Lps	0	0.8	1.4	1.7	1.9	2.2	2.5	2.8	3.3						
		Lpm	0	50	83	100	117	133	150	167	200						
		m³/h	0	3.0	5.0	6.0	7.0	8.0	9.0	10.0	12.0	HP	kW	P	M	P	M
4-JX50-008-04	4	HEAD [M]	26	24	23	22	20	18	15	11	3	1.0	0.75	442	655	4	22
4-JX50-008-05	5		33	31	28	27	26	22	18	14	4	1.5	1.1	476	685	4	25
4-JX50-008-06	6		39	37	34	32	31	27	22	17	4	1.5	1.1	510	685	5	25
4-JX50-008-07	7		46	43	40	38	36	31	26	19	5	2.0	1.5	544	705	5	28
4-JX50-008-08	8		52	49	45	43	41	36	30	22	6	2.0	1.5	578	705	5	28
4-JX50-008-09	9		59	55	51	49	46	40	33	25	6	2.0	1.5	612	705	6	28
4-JX50-008-10	10		65	61	57	54	51	45	37	28	7	3.0	2.2	646	765	6	31
4-JX50-008-11	11		72	67	62	60	56	49	41	30	8	3.0	2.2	680	765	6	31
4-JX50-008-12	12		78	73	68	65	61	53	44	33	9	3.0	2.2	714	765	6	31
4-JX50-008-13	13		85	79	73	70	66	58	48	36	9	3.0	2.2	748	765	7	31
4-JX50-008-14	14		91	85	79	76	72	62	52	39	10	4.0	3.0	782	815	7	35
4-JX50-008-15	15		98	92	85	81	77	67	55	41	11	4.0	3.0	816	815	7	35
4-JX50-008-16	16		104	98	90	87	82	71	59	44	11	4.0	3.0	888	815	8	35
4-JX50-008-17	17		111	104	96	92	87	76	63	47	12	4.0	3.0	922	815	8	35
4-JX50-008-18	18		117	110	102	97	92	80	66	50	13	4.0	3.0	956	815	8	35
4-JX50-008-19	19		124	116	107	103	97	85	70	52	13	5.0	3.7	990	855	9	36
4-JX50-008-20	20		130	122	113	108	102	89	74	55	14	5.0	3.7	1024	855	9	36
4-JX50-008-21	21		137	128	119	114	107	93	77	58	15	5.0	3.7	1058	855	9	36
4-JX50-008-22	22		143	134	124	119	112	98	81	61	16	5.0	3.7	1092	855	9	36
4-JX50-008-23	23		150	140	130	124	118	102	85	63	16	6.0	4.5	1126	905	10	39
4-JX50-008-24	24		156	146	136	130	123	107	89	66	17	6.0	4.5	1160	905	10	39
4-JX50-008-25	25		163	153	141	135	128	111	92	69	18	6.0	4.5	1194	905	10	39
4-JX50-008-26	26		170	159	147	141	133	116	96	72	18	6.0	4.5	1228	905	11	39
4-JX50-008-27	27		176	165	153	146	138	120	100	74	19	6.0	4.5	1262	905	11	39
4-JX50-008-28	28		183	171	158	151	143	125	103	77	20	7.5	5.5	1296	955	11	41
4-JX50-008-29	29		189	177	164	157	148	129	107	80	21	7.5	5.5	1330	955	12	41
4-JX50-008-30	30		196	183	170	162	153	134	111	83	21	7.5	5.5	1402	955	12	41
4-JX50-008-31	31		202	189	175	168	158	138	114	85	22	7.5	5.5	1436	955	12	41
4-JX50-008-32	32		209	195	181	173	164	142	118	88	23	7.5	5.5	1470	955	12	41
4-JX50-008-33	33		215	201	186	179	169	147	122	91	23	7.5	5.5	1504	955	13	41
4-JX50-008-34	34		222	207	192	184	174	151	125	94	24	7.5	5.5	1538	955	13	41
PUMP EFFICIENCY(%)			0	41	55	59	61	59	55	46	15						

4-JX50-008 SERIES (8 m³/h)

SUITABLE FOR 4" BOREWELLS

HYDRAULIC PERFORMANCE CURVE AT 2880 rpm **50 Hz | ISO 9906**

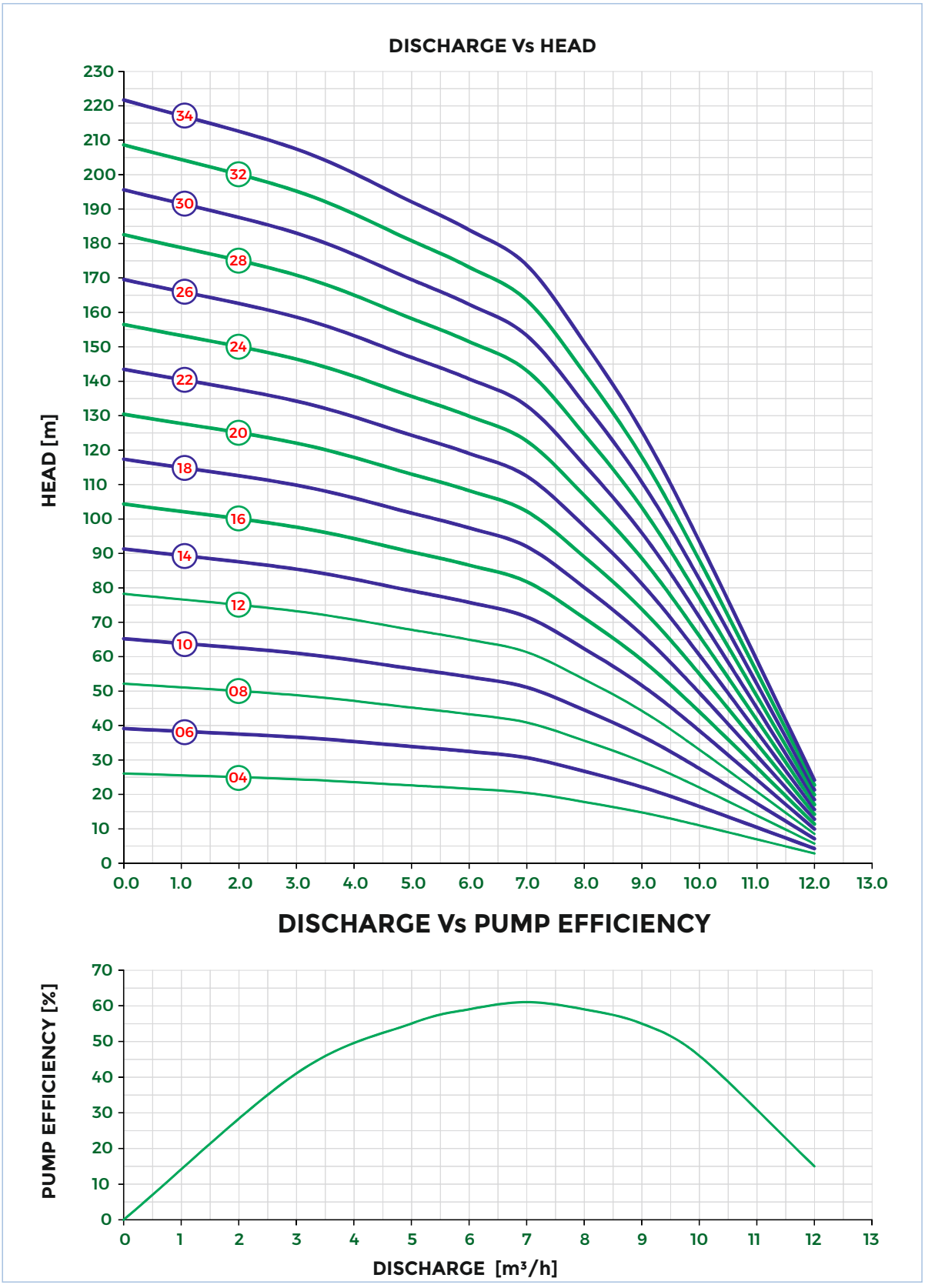

4-JX50-010 SERIES (10 m³/h)

SUITABLE FOR 4" BOREWELLS



HYDRAULIC PERFORMANCE CHART AT 2880 rpm

50 Hz | ISO 9906

PUMP-STAGES	STAGES	CAPACITY										POWER		Height mm		Weight Kg	
		Gpm	0	11.0	18.3	29.3	36.7	40.3	44.0	47.7	51.3						
		Lps	0	0.8	1.4	2.4	2.8	3.1	3.3	3.6	3.9						
		Lpm	0	50	83	133	167	183	200	217	233						
		m³/h	0	3.0	5.0	8.0	10.0	11.0	12.0	13.0	14.0	HP	kW	P	M	P	M
4-JX50-010-03	3	HEAD [M]	19	17	16	12	10	8	6	4	2	1.0	0.75	581	655	6	22
4-JX50-010-04	4		25	23	21	16	13	11	8	6	3	1.5	1.1	653	685	6	25
4-JX50-010-05	5		31	29	26	20	16	13	10	7	3	1.5	1.1	725	685	6	25
4-JX50-010-06	6		37	35	31	24	19	16	12	8	4	2.0	1.5	797	705	6	27
4-JX50-010-07	7		43	40	37	29	22	19	14	10	5	2.0	1.5	869	705	7	27
4-JX50-010-08	8		50	46	42	33	25	21	16	11	5	3.0	2.2	941	765	7	28
4-JX50-010-09	9		56	52	47	37	29	24	18	13	6	3.0	2.2	1013	765	7	28
4-JX50-010-10	10		62	58	52	41	32	27	20	14	7	3.0	2.2	1085	765	8	28
4-JX50-010-11	11		68	63	57	45	35	29	22	15	7	4.0	3.0	1157	815	8	31
4-JX50-010-12	12		75	69	63	49	38	32	24	17	8	4.0	3.0	1229	815	8	31
4-JX50-010-13	13		81	75	68	53	41	35	27	18	9	4.0	3.0	1301	815	9	31
4-JX50-010-14	14		87	81	73	57	45	37	29	20	9	4.0	3.0	1373	815	9	31
4-JX50-010-15	15		93	87	78	61	48	40	31	21	10	5.0	3.7	1445	855	9	36
4-JX50-010-16	16		99	92	84	65	51	43	33	22	11	5.0	3.7	1555	855	9	36
4-JX50-010-17	17		106	98	89	69	54	45	35	24	11	5.0	3.7	1627	855	10	36
4-JX50-010-18	18		112	104	94	73	57	48	37	25	12	5.0	3.7	1699	905	10	36
4-JX50-010-19	19		118	110	99	78	60	51	39	27	13	5.0	3.7	1771	905	10	36
4-JX50-010-20	20		124	115	104	82	64	53	41	28	13	5.0	3.7	1843	905	11	36
4-JX50-010-21	21		130	121	110	86	67	56	43	29	14	6.0	4.5	1915	905	11	39
4-JX50-010-22	22		137	127	115	90	70	59	45	31	15	6.0	4.5	1987	905	11	39
4-JX50-010-23	23		143	133	120	94	73	61	47	32	15	6.0	4.5	2059	905	12	39
4-JX50-010-24	24		149	138	125	98	76	64	49	34	16	6.0	4.5	2131	905	12	39
4-JX50-010-25	25		155	144	131	102	80	67	51	35	17	6.0	4.5	2203	905	12	39
4-JX50-010-26	26		161	150	136	106	83	69	53	36	17	6.0	4.5	2275	905	12	39
4-JX50-010-27	27		168	156	141	110	86	72	55	38	18	7.5	5.5	2347	955	13	41
4-JX50-010-28	28		174	162	146	114	89	75	57	39	18	7.5	5.5	2419	955	13	41
4-JX50-010-29	29		180	167	151	118	92	77	59	41	19	7.5	5.5	2491	955	13	41
4-JX50-010-30	30		186	173	157	122	95	80	61	42	20	7.5	5.5	2563	955	14	41
PUMP EFFICIENCY(%)			0	40	49	56	55	52	43	33	17						

4-JX50-010 SERIES (10 m³/h)

SUITABLE FOR 4" BOREWELLS

HYDRAULIC PERFORMANCE CURVE AT 2880 rpm **50 Hz | ISO 9906**

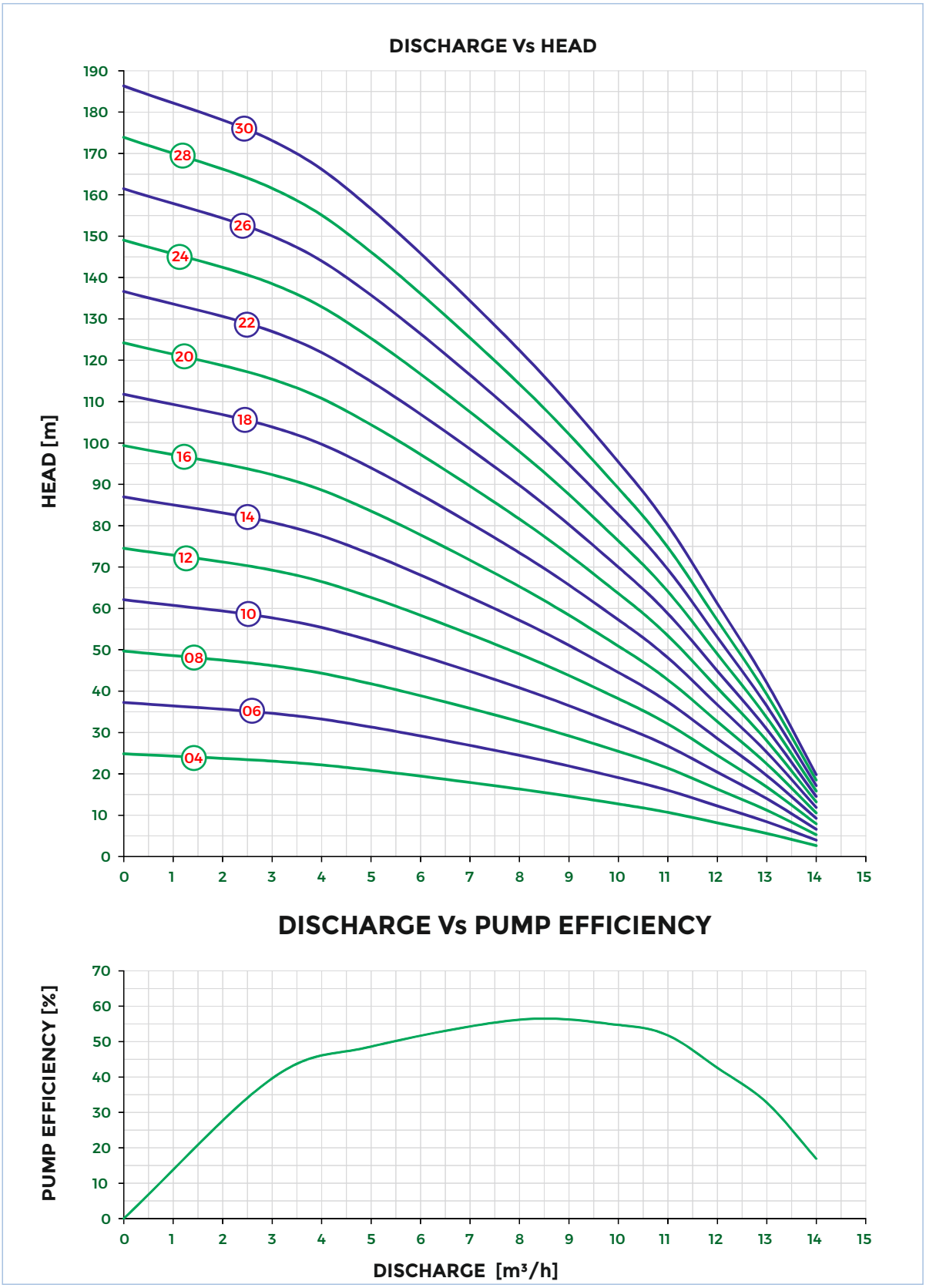

4-JX50-014 SERIES (14 m³/h)

SUITABLE FOR 4" BOREWELLS



HYDRAULIC PERFORMANCE CHART AT 2880 rpm

50 Hz | ISO 9906

PUMP-STAGES	STAGES	CAPACITY										POWER		Height mm		Weight Kg	
		Gpm	0	18.3	25.7	44.0	51.3	62.3	69.7	77.0	84.3						
		Lps	0	1.4	1.9	3.3	3.9	4.7	5.3	5.8	6.4						
		Lpm	0	83	117	200	233	283	317	350	383						
		m³/h	0	5.0	7.0	12.0	14.0	17.0	19.0	21.0	23.0	HP	kW	P	M	P	M
4-JX50-014-03	3	HEAD [M]	15	13	13	11	10	8	7	6	4	1.0	0.75	577	655	6	22
4-JX50-014-04	4		20	18	17	14	13	11	9	7	5	1.5	1.1	649	685	6	25
4-JX50-014-05	5		25	22	21	18	17	14	12	9	7	1.5	1.1	721	685	6	25
4-JX50-014-06	6		30	26	26	22	20	17	14	11	8	2.0	1.5	793	705	6	28
4-JX50-014-07	7		35	31	30	25	23	19	16	13	9	3.0	2.2	865	705	7	28
4-JX50-014-08	8		40	35	34	29	26	22	19	15	11	3.0	2.2	937	765	7	31
4-JX50-014-09	9		45	40	38	32	30	25	21	17	12	3.0	2.2	1009	765	7	31
4-JX50-014-10	10		50	44	43	36	33	28	23	18	13	3.0	2.2	1081	765	8	31
4-JX50-014-11	11		55	48	47	39	36	31	26	20	15	4.0	3.0	1153	815	8	35
4-JX50-014-12	12		60	53	51	43	40	33	28	22	16	4.0	3.0	1225	815	8	35
4-JX50-014-13	13		65	57	55	47	43	36	30	24	17	4.0	3.0	1297	815	9	35
4-JX50-014-14	14		70	62	60	50	46	39	33	26	19	5.0	3.7	1369	855	9	36
4-JX50-014-15	15		75	66	64	54	50	42	35	28	20	5.0	3.7	1441	855	9	36
4-JX50-014-16	16		80	70	68	57	53	44	37	29	21	6.0	4.5	1551	855	9	36
4-JX50-014-17	17		85	75	72	61	56	47	40	31	23	6.0	4.5	1623	855	10	36
4-JX50-014-18	18		90	79	77	65	59	50	42	33	24	6.0	4.5	1695	905	10	39
4-JX50-014-19	19		95	84	81	68	63	53	44	35	25	6.0	4.5	1767	905	10	39
4-JX50-014-20	20		100	88	85	72	66	56	47	37	27	6.0	4.5	1839	905	11	39
4-JX50-014-21	21		105	92	89	75	69	58	49	39	28	7.5	5.5	1911	955	11	41
4-JX50-014-22	22		110	97	94	79	73	61	51	40	29	7.5	5.5	1983	955	11	41
4-JX50-014-23	23		115	101	98	83	76	64	54	42	31	7.5	5.5	2055	955	12	41
PUMP EFFICIENCY(%)			0	29	39	53	57	57	54	47	37						

4-JX50-014 SERIES (14 m³/h)

SUITABLE FOR 4" BOREWELLS

HYDRAULIC PERFORMANCE CURVE AT 2880 rpm **50 Hz | ISO 9906**

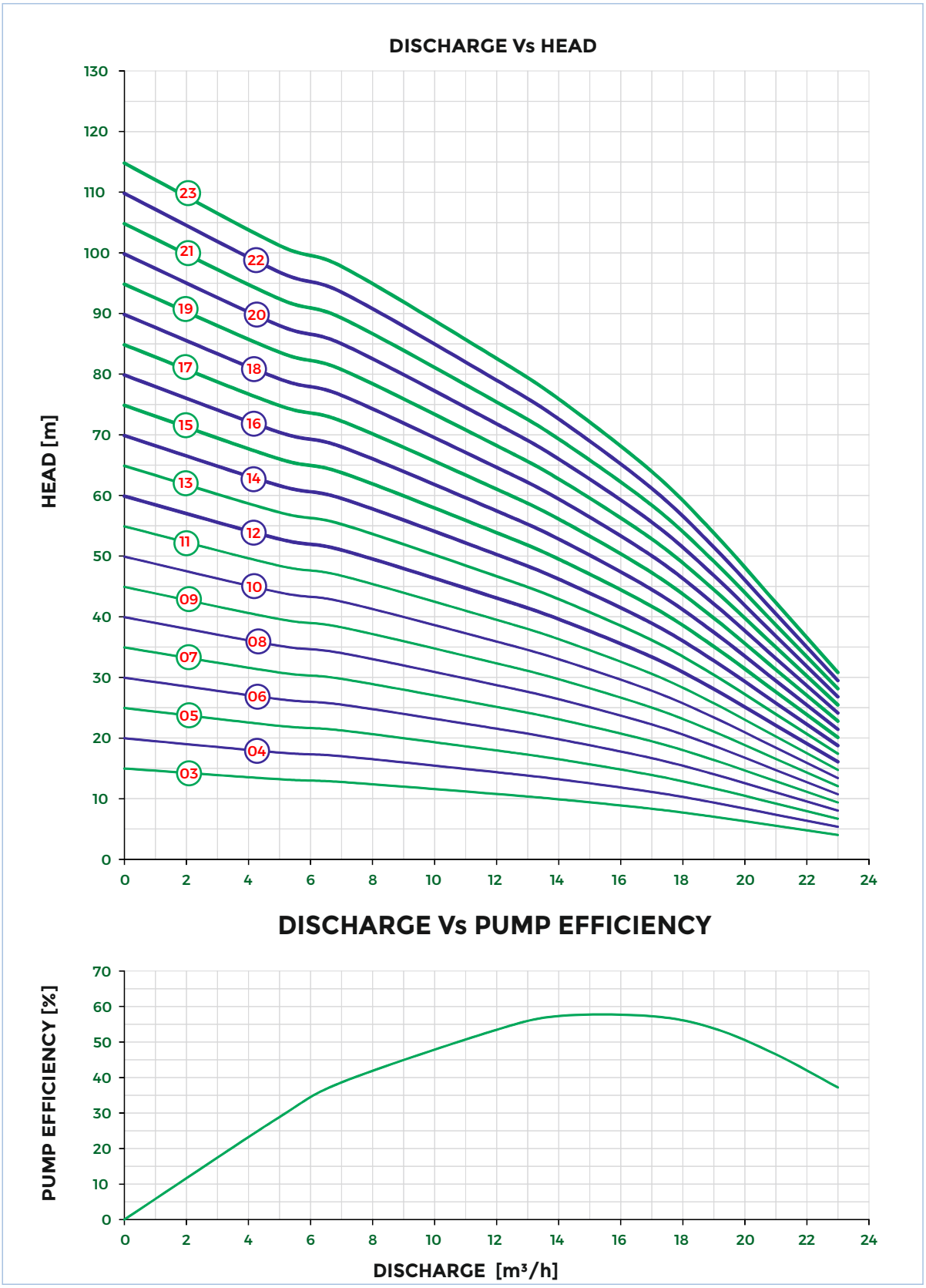

4-JX50-016 SERIES (16 m³/h)

SUITABLE FOR 4" BOREWELLS



HYDRAULIC PERFORMANCE CHART AT 2880 rpm

50 Hz | ISO 9906

PUMP-STAGES	STAGES	CAPACITY									POWER		Height mm		Weight Kg	
		Gpm	0	29.3	36.7	44.0	51.3	58.7	66.0	73.3	80.7						
		Lps	0	2.2	2.8	3.3	3.9	4.4	5.0	5.6	6.1						
		Lpm	0	133	167	200	233	267	300	333	367						
		m³/h	0	8.0	10.0	12.0	14.0	16.0	18.0	20.0	22.0	HP	kW	P	M	P	M
4-JX50-016-03	3	HEAD [M]	15	13	12	11	10	9	8	7	5	1.0	0.75	577	655	6	22
4-JX50-016-04	4		20	17	16	15	14	12	11	9	7	1.5	1.1	649	685	6	25
4-JX50-016-05	5		25	22	20	19	17	16	14	11	8	2.0	1.5	721	705	6	27
4-JX50-016-06	6		30	26	24	23	21	19	17	13	10	2.0	1.5	793	705	7	27
4-JX50-016-07	7		35	30	28	26	24	22	19	16	11	3.0	2.2	865	765	7	28
4-JX50-016-08	8		40	34	32	30	27	25	22	18	13	3.0	2.2	937	765	7	28
4-JX50-016-09	9		45	39	36	34	31	28	25	20	15	4.0	3.0	1009	815	8	31
4-JX50-016-10	10		51	43	40	38	34	31	28	22	16	4.0	3.0	1081	815	8	31
4-JX50-016-11	11		56	47	44	41	38	34	30	24	18	4.0	3.0	1153	815	8	31
4-JX50-016-12	12		61	52	48	45	41	37	33	27	20	5.0	3.7	1225	865	9	36
4-JX50-016-13	13		66	56	53	49	45	40	36	29	21	5.0	3.7	1297	865	9	36
4-JX50-016-14	14		71	60	57	53	48	44	39	31	23	5.0	3.7	1369	865	9	36
4-JX50-016-15	15		76	65	61	56	51	47	42	33	25	6.0	4.5	1441	905	9	39
4-JX50-016-16	16		81	69	65	60	55	50	44	36	26	6.0	4.5	1551	905	10	39
4-JX50-016-17	17		86	73	69	64	58	53	47	38	28	6.0	4.5	1623	905	10	39
4-JX50-016-18	18		91	77	73	68	62	56	50	40	30	6.0	4.5	1695	905	10	39
4-JX50-016-19	19		96	82	77	71	65	59	53	42	31	7.5	5.5	1767	955	11	41
4-JX50-016-20	20		101	86	81	75	69	62	55	44	33	7.5	5.5	1839	955	11	41
4-JX50-016-21	21		106	90	85	79	72	65	58	47	34	7.5	5.5	1911	955	11	41
PUMP EFFICIENCY(%)			0	43	49	52	53	54	54	49	40						

4-JX50-016 SERIES (16 m³/h)

SUITABLE FOR 4" BOREWELLS

HYDRAULIC PERFORMANCE CURVE AT 2880 rpm **50 Hz | ISO 9906**

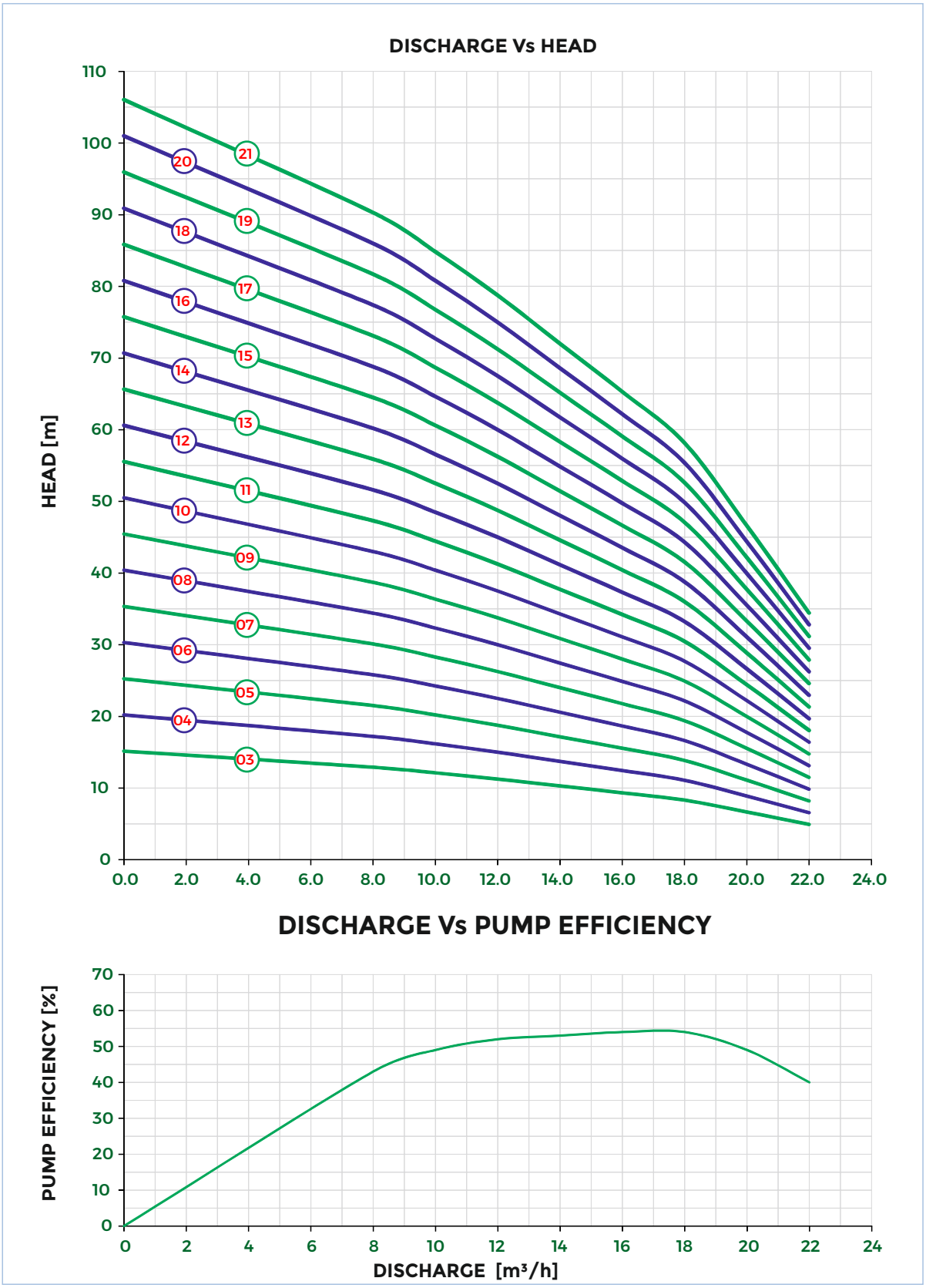

4-JX50-021 SERIES (21 m³/h)

SUITABLE FOR 4" BOREWELLS



HYDRAULIC PERFORMANCE CHART AT 2880 rpm

50 Hz | ISO 9906

PUMP-STAGES	STAGES	CAPACITY									POWER		Height mm		Weight Kg	
		Gpm	0	18.3	33.0	55.0	77.0	84.3	91.7	102.7	110.0						
		Lps	0	1.4	2.5	4.2	5.8	6.4	6.9	7.8	8.0						
		Lpm	0	83	150	250	350	383	417	467	500						
		m³/h	0	5.0	9.0	15.0	21.0	23.0	25.0	28.0	30.0	HP	kW	P	M	P	M
4-JX50-021-02	2	HEAD [M]	11	10	9	8	7	6	5	4	3	1.0	0.75	509	655	6	22
4-JX50-021-03	3		17	15	14	12	10	9	8	6	4	1.5	1.1	581	685	6	25
4-JX50-021-04	4		22	20	19	16	13	12	10	8	5	2.0	1.5	653	705	6	28
4-JX50-021-05	5		28	26	23	20	17	15	13	10	7	3.0	2.2	725	765	6	28
4-JX50-021-06	6		33	31	28	24	20	18	16	11	8	3.0	2.2	797	765	7	28
4-JX50-021-07	7		39	36	33	28	23	21	18	13	10	4.0	3.0	869	815	7	31
4-JX50-021-08	8		44	41	37	32	26	24	21	15	11	4.0	3.0	941	815	7	31
4-JX50-021-09	9		50	46	42	36	30	27	23	17	12	5.0	3.7	1013	855	8	36
4-JX50-021-10	10		56	51	47	40	33	30	26	19	14	5.0	3.7	1085	855	8	36
4-JX50-021-11	11		61	56	51	44	36	32	29	21	15	5.0	3.7	1157	855	8	36
4-JX50-021-12	12		67	61	56	48	40	35	31	23	16	6.0	4.5	1229	905	9	39
4-JX50-021-13	13		72	66	61	52	43	38	34	25	18	6.0	4.5	1301	905	9	39
4-JX50-021-14	14		78	72	66	56	46	41	36	27	19	7.5	5.5	1373	955	9	41
4-JX50-021-15	15		83	77	70	60	50	44	39	29	20	7.5	5.5	1483	955	9	41
4-JX50-021-16	16		89	82	75	64	53	47	42	30	22	7.5	5.5	1555	955	10	41
4-JX50-021-17	17		94	87	80	68	56	50	44	32	23	7.5	5.5	1627	955	10	41
PUMP EFFICIENCY(%)			0	29	40	52	58	56	53	43	34						

4-JX50-021 SERIES (21 m³/h)

SUITABLE FOR 4" BOREWELLS

HYDRAULIC PERFORMANCE CURVE AT 2880 rpm **50 Hz | ISO 9906**

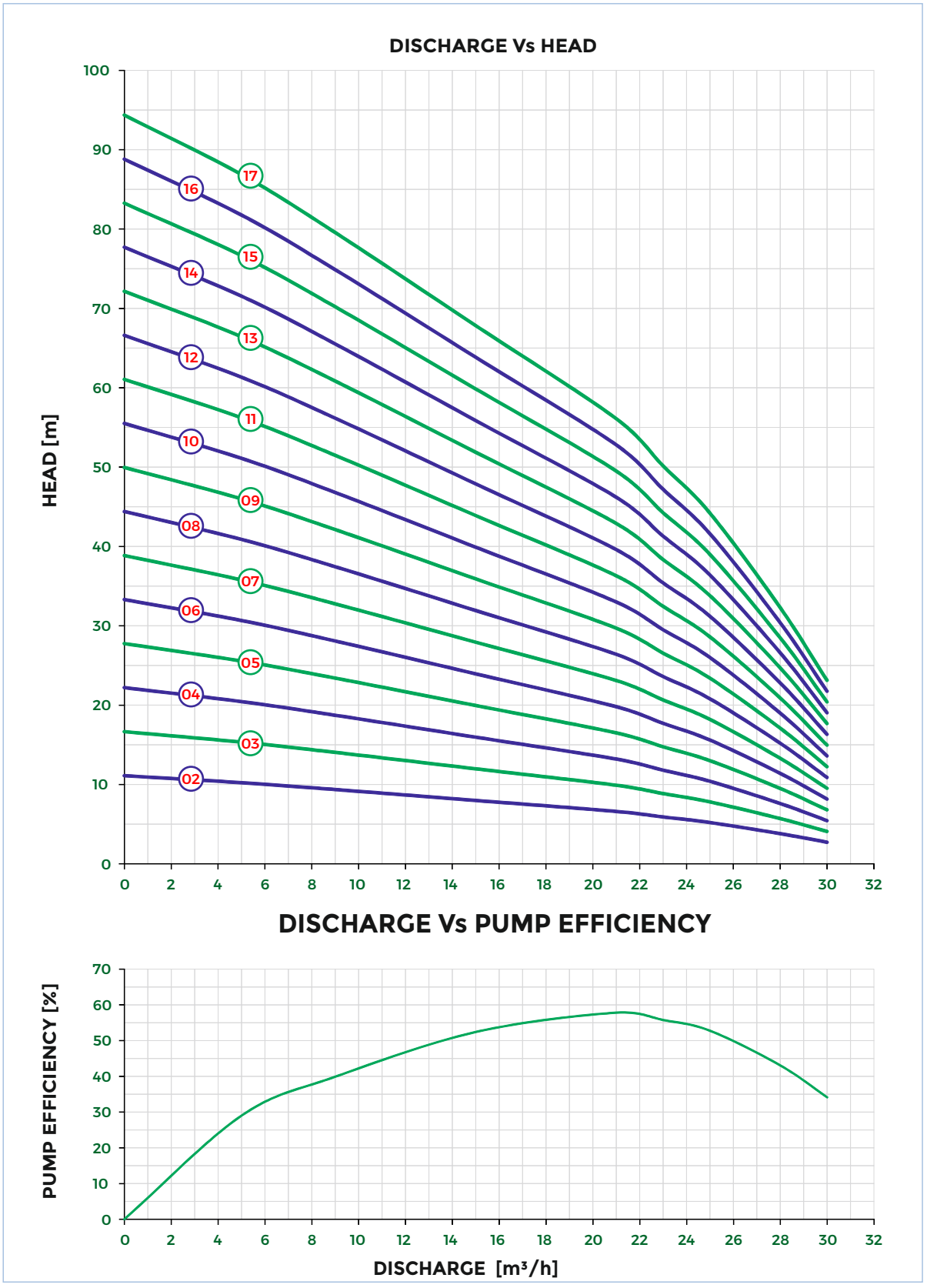

CAST IRON SUBMERSIBLE PUMPS

SUITABLE FOR 6",8",9"& 10" BOREWELLS



6-CI50S & SS, 8-CI50SS, 9-CI50SS & 10-CI50S SERIES

CAST IRON SUBMERSIBLE PUMPS

SUITABLE FOR 6",8",9" & 10" BOREWELLS

6-CI50S & CI50SS, 8-CI50SS, 9-CI50SS, 10-CI50S SERIES

APPLICATIONS

Water Supply
Sprinkler and Drip Irrigation Systems
Pressure Boosting
Fountains etc..

SPECIFICATIONS

Submersible Pumps for 6", 8" 9"& 10" bore wells.
Discharge Rate upto 216 m^3/h, Head upto 368 m
Voltage: Three Phase: 380 V ± 10%, 50 Hz
Switching interval between restarts: 5 min.
For clear cold water pumping.

CHARACTERISTICS

The pump components are made of high quality Cast Iron and Bronze material to resist corrosion and to withstand wear and tear. Coupling dimensions meet NEMA Standards. The performance tolerances confirms to ISO 9906, Annexure A Standards. Offered in three versions

6" Radial Flow Version

6-CI50SS-014, 6-CI50SS-021, 6-CI50S-024
2.2 to 22.0 kW / 3.0 to 30.0 HP

6" Mixed Flow Version

6-CI50S-025, 6-CI50S-035, 6-CI50S-038, 6-CI50S-040, 6-CI50S-055, 6-CI50S-056,
1.5 to 22.0kW / 2.0 to 30.0 HP

8" Mixed Flow Version

8-CI50SS-070, 8-CI50SS-075, 8-CI50SS-105
7.5 to 75 kW / 10.0 to 100 HP

9" & 10" Mixed Flow Version

9-CI50SS-130B, 10-CI50S-190B&C, 230A to Suitable for 8 inch motors
9.3 to 75kW / 12.5 to 100HP


AQUA GROUP

6-CI50SS PUMP WITH 6" MOTOR (RADIAL FLOW)

SUITABLE FOR 6" BOREWELLS

SECTIONAL VIEW WITH MATERIAL OF CONSTRUCTION

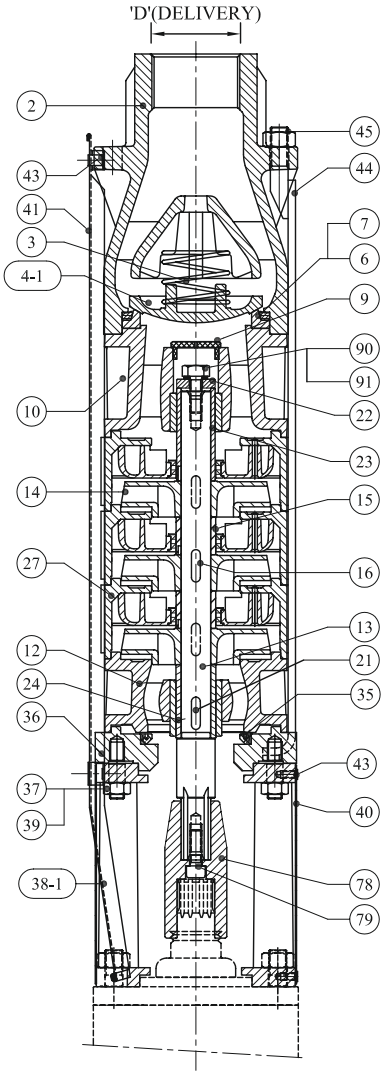

P.No.	PART NAME	MATERIAL
2	VALVE CASING	CAST IRON
3	SPRING	SPRING STEEL
4-1	NON RETURN VALVE	BRONZE
6	VALVE RUBBER SEAT	NITRILE RUBBER
7	VALVE METAL SEAT	BRONZE
9	DUMMY	LDPE
10	PUMP BEARING HOUSING ASSY.	CAST IRON WITH BRONZE BUSH
12	PUMP BEARING HOUSING ASSY. (INT)	CAST IRON WITH BRONZE BUSH
13	PUMP SHAFT	STAINLESS STEEL AISI 420
14	IMPELLER	SS, CF8/CA15
15	DISTANCE PIECE	STAINLESS STEEL AISI410
16	KEY (IMPELLER)	STAINLESS STEEL AISI410
21	KEY (SLEEVE - INTERMEDIATE)	STAINLESS STEEL AISI410
22	COLLAR	STAINLESS STEEL AISI410
23	SLEEVE (TOP)	STAINLESS STEEL AISI410
24	SLEEVE (INTERMEDIATE)	STAINLESS STEEL AISI410
27	DIFFUSER HOUSING ASSY	CAST IRON WITH BRONZE DIFFUSER
35	LIP RING (UPTO 20 STAGES)	NITRILE RUBBER
36	INLET GUIDE RING	CAST IRON
37	STUD	STAINLESS STEEL AISI 304
38-1	INLET BRACKET	CAST IRON
39	NUT	STAINLESS STEEL AISI 304
40	STRAINER	STAINLESS STEEL AISI 304
41	CABLE GUARD	STAINLESS STEEL AISI 304
43	SCREW	STAINLESS STEEL AISI 304
44	TIE BOLT ASSY.	MILD STEEL
45	NUT (TIE BOLT)	STAINLESS STEEL AISI 304
78	COUPLING	STAINLESS STEEL AISI410
79	SPRING WASHER	STAINLESS STEEL AISI410
90	HEX.SH.CAP SCREW (COUPLING END)	SPRING STEEL
91	HEXAGONAL BOLT (SHAFT TOP	STAINLESS STEEL AISI410

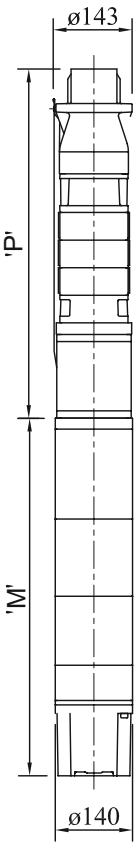

TYPE	'D' DELIVERY
6-CI50SS-014	2" BSP
6-CI50SS-021	
6-CI50S-024	

AQUA GROUP
Pumps you can rely on

6-CI50SS-014 SERIES (14 m³/h)

SUITABLE FOR 6" BOREWELLS



HYDRAULIC PERFORMANCE CHART AT 2880 rpm

50 Hz | ISO 9906

PUMP-STAGES	STAGES		CAPACITY								POWER		Height mm		Weight Kg	
		Gpm	0	13.2	26.4	39.6	46.2	52.8	66.0	79.2						
		Lps	0	1.0	2.0	3.0	3.5	4.0	5.0	6.0						
		m³/hr	0	3.6	7.2	10.8	12.6	14.4	18.0	21.6						
		Lpm	0	60	120	180	210	240	300	360	HP	kW	P	M	P	M
6-CI50SS-014-05	5		52	51	50	46	43	37	25	10	3.0	2.2	648	729	26	47
6-CI50SS-014-06	6		62	61	60	56	52	45	29	12	4.0	3.0	691	759	28	50
6-CI50SS-014-07	7		72	71	70	65	60	52	34	14	5.0	3.7	734	759	30	52
6-CI50SS-014-08	8		82	81	80	74	69	60	39	16	5.0	3.7	777	759	32	52
6-CI50SS-014-09	9		92	91	90	83	77	67	44	18	6.0	4.5	820	789	35	56
6-CI50SS-014-10	10		103	101	100	93	86	75	49	21	6.0	4.5	863	789	37	56
6-CI50SS-014-11	11		113	111	110	102	95	82	54	23	7.5	5.5	906	829	39	58
6-CI50SS-014-12	12		123	121	120	111	103	89	59	25	7.5	5.5	949	829	42	58
6-CI50SS-014-13	13		133	131	130	121	112	97	64	27	10	7.5	992	939	44	66
6-CI50SS-014-14	14		144	142	140	130	120	104	69	29	10	7.5	1035	939	46	66
6-CI50SS-014-15	15		154	152	150	139	129	112	74	31	10.0	7.5	1078	939	49	66
6-CI50SS-014-16	16		164	162	160	148	138	119	78	33	10.0	7.5	1121	939	51	66
6-CI50SS-014-17	17		182	180	177	165	150	131	88	43	12.5	9.3	1164	999	53	71
6-CI50SS-014-18	18		193	190	188	175	159	139	94	45	12.5	9.3	1207	999	55	71
6-CI50SS-014-19	19		203	201	198	184	168	146	99	48	12.5	9.3	1250	999	58	71
6-CI50SS-014-20	20		214	212	208	194	177	154	104	50	12.5	9.3	1293	999	60	71
6-CI50SS-014-21	21		225	222	219	204	186	162	109	53	15.0	11.0	1486	1079	71	78
6-CI50SS-014-22	22		235	233	229	213	195	169	114	55	15.0	11.0	1529	1079	73	78
6-CI50SS-014-23	23		246	243	240	223	204	177	120	58	15.0	11.0	1572	1079	75	78
6-CI50SS-014-24	24		257	254	250	233	212	185	125	60	15.0	11.0	1615	1079	77	78
6-CI50SS-014-25	25		268	265	261	243	221	193	130	63	17.5	13.0	1658	1129	80	82
6-CI50SS-014-26	26		278	275	271	252	230	200	135	65	17.5	13.0	1701	1129	82	82
6-CI50SS-014-27	27		289	286	281	262	239	208	140	68	17.5	13.0	1744	1129	84	82
6-CI50SS-014-28	28		300	296	292	272	248	216	146	70	17.5	13.0	1787	1129	87	82
6-CI50SS-014-29	29		310	307	302	281	257	223	151	73	20.0	15.0	1830	1179	89	89
6-CI50SS-014-30	30		321	317	313	291	266	231	156	75	20.0	15.0	1873	1179	91	89
6-CI50SS-014-31	31		332	328	323	301	274	239	161	78	20.0	15.0	1966	1179	96	89
6-CI50SS-014-32	32		342	339	333	310	283	246	166	80	20.0	15.0	2009	1179	99	89
6-CI50SS-014-33	33		353	349	344	320	292	254	172	83	25.0	18.5	2052	1089	101	86
6-CI50SS-014-34	34		364	360	354	330	301	262	177	85	25.0	18.5	2095	1089	103	86
6-CI50SS-014-35	35		375	370	365	340	310	270	182	88	25.0	18.5	2138	1089	106	86
6-CI50SS-014-36	36		385	381	375	349	319	277	187	90	25.0	18.5	2181	1089	108	86
6-CI50SS-014-37	37		396	391	386	359	327	285	192	93	25.0	18.5	2224	1089	110	86
6-CI50SS-014-38	38		407	402	396	369	336	293	198	95	25.0	18.5	2267	1089	112	86
6-CI50SS-014-39	39		417	413	406	378	345	300	203	98	25.0	18.5	2310	1089	115	86
6-CI50SS-014-40	40		428	423	417	388	354	308	208	100	25.0	18.5	2353	1089	117	86
PUMP EFFICIENCY(%)			0	33	55	63	64	63	56	32						

HEAD [M]

AQUA GROUP
Pumps you can rely on

6-CI50SS-014 SERIES - 14 m³/h

SUITABLE FOR 6" BOREWELLS

HYDRAULIC PERFORMANCE CURVE AT 2880 rpm **50 Hz | ISO 9906**

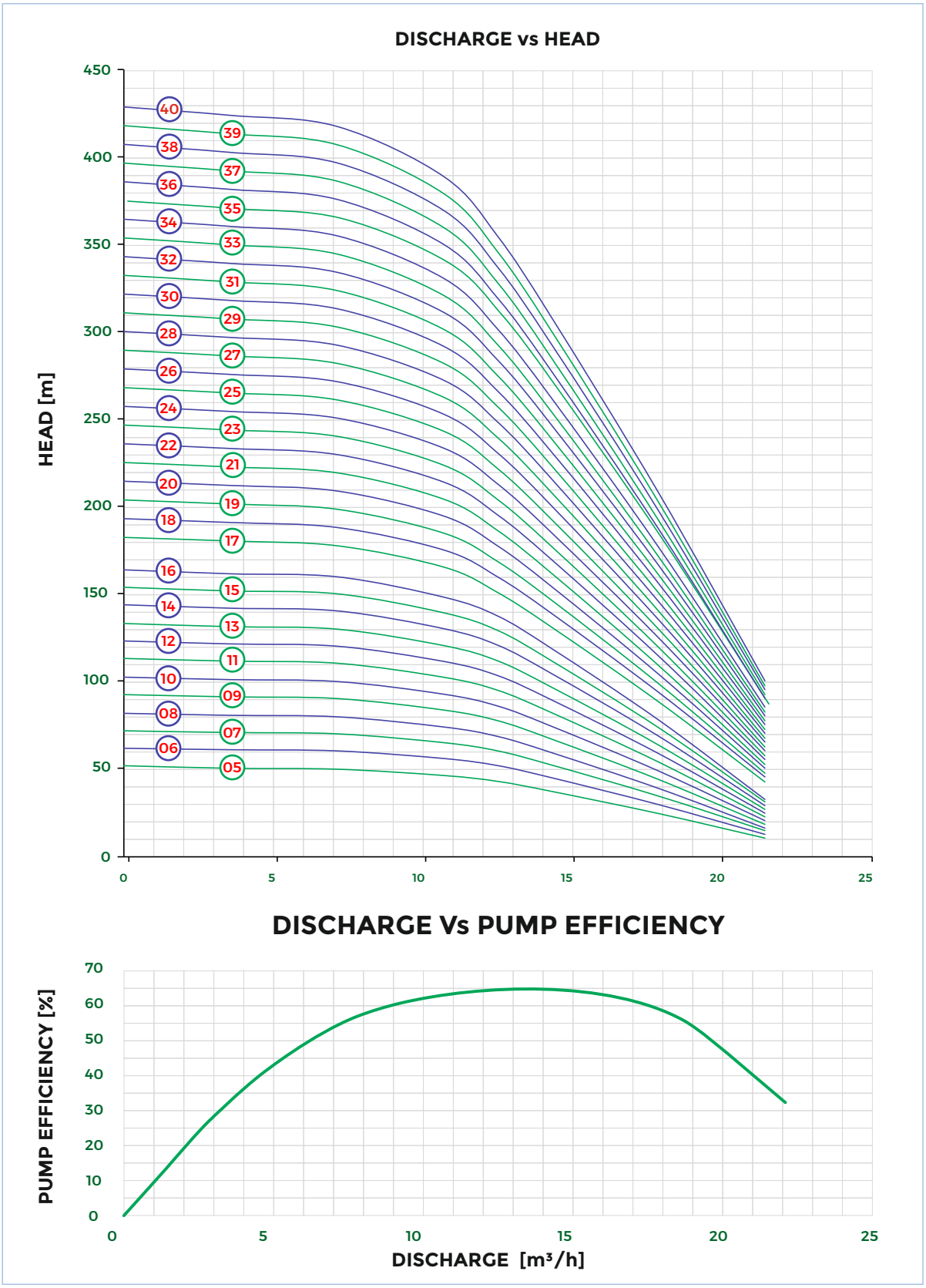

6-CI50SS-021 SERIES (21 m³/h)

SUITABLE FOR 6" BOREWELLS



HYDRAULIC PERFORMANCE CHART AT 2880 rpm

50 Hz | ISO 9906

PUMP-STAGES	STAGES	CAPACITY									POWER		Height mm		Weight Kg	
		Gpm	0	26.4	39.6	59.4	72.6	85.8	105.6	112.2						
		Lps	0	2.0	3.0	4.5	5.5	6.5	8.0	8.5						
		m³/hr	0	7.2	10.8	16.2	19.8	23.4	28.8	30.6						
		Lpm	0	120	180	270	330	390	480	510	HP	kW	P	M	P	M
6-CI50SS-021-02	2	HEAD [M]	22	21	20	19	17	13	8	6	2.0	1.5	709	533	19	45
6-CI50SS-021-03	3		32	31	30	29	25	20	11	8	3.0	2.2	729	583	22	47
6-CI50SS-021-04	4		42	41	40	38	34	27	15	11	4.0	3.0	759	633	24	50
6-CI50SS-021-05	5		53	52	51	48	42	34	19	14	5.0	3.7	759	683	27	52
6-CI50SS-021-06	6		63	62	61	57	51	40	23	17	6.0	4.5	789	733	30	56
6-CI50SS-021-07	7		74	72	71	67	59	47	27	20	7.5	5.5	829	783	32	58
6-CI50SS-021-08	8		84	83	82	76	68	54	30	22	7.5	5.5	829	833	35	58
6-CI50SS-021-09	9		95	93	92	86	76	60	34	25	10.0	7.5	939	883	37	66
6-CI50SS-021-10	10		105	104	102	96	85	67	38	28	10.0	7.5	939	933	40	66
6-CI50SS-021-11	11		116	114	112	105	93	74	42	31	12.5	9.3	999	983	43	71
6-CI50SS-021-12	12		126	124	122	115	101	80	46	34	12.5	9.3	999	1033	45	71
6-CI50SS-021-13	13		137	135	133	124	110	87	49	36	15.0	11.0	1079	1083	48	78
6-CI50SS-021-14	14		147	145	143	134	118	94	53	39	15.0	11.0	1079	1133	50	78
6-CI50SS-021-15	15		158	155	153	143	127	101	57	42	15.0	11.0	1079	1183	53	78
6-CI50SS-021-16	16		178	175	171	157	138	114	65	48	17.5	13.0	1129	1233	56	82
6-CI50SS-021-17	17		190	186	182	167	146	122	69	51	17.5	13.0	1129	1283	58	82
6-CI50SS-021-18	18		201	197	192	176	155	129	73	54	20.0	15.0	1179	1333	61	89
6-CI50SS-021-19	19		212	208	203	186	163	136	77	57	20.0	15.0	1179	1383	63	89
6-CI50SS-021-20	20		223	219	214	196	172	143	81	60	20.0	15.0	1179	1433	66	89
6-CI50SS-021-21	21		234	230	224	206	181	150	85	63	25.0	18.5	1089	1633	77	86
6-CI50SS-021-22	22		245	241	235	216	189	157	89	66	25.0	18.5	1089	1683	79	86
6-CI50SS-021-23	23		256	252	246	225	198	164	93	69	25.0	18.5	1089	1733	82	86
6-CI50SS-021-24	24		268	263	257	235	206	172	97	72	25.0	18.5	1089	1783	85	86
6-CI50SS-021-25	25		279	274	267	245	215	179	101	75	25.0	18.5	1089	1833	87	86
PUMP EFFICIENCY(%)			0	48	59	64	65	62	47	34						

6-CI50SS-021 SERIES (21 m³/h)

SUITABLE FOR 6" BOREWELLS

HYDRAULIC PERFORMANCE CURVE AT 2880 rpm **50 Hz | ISO 9906**

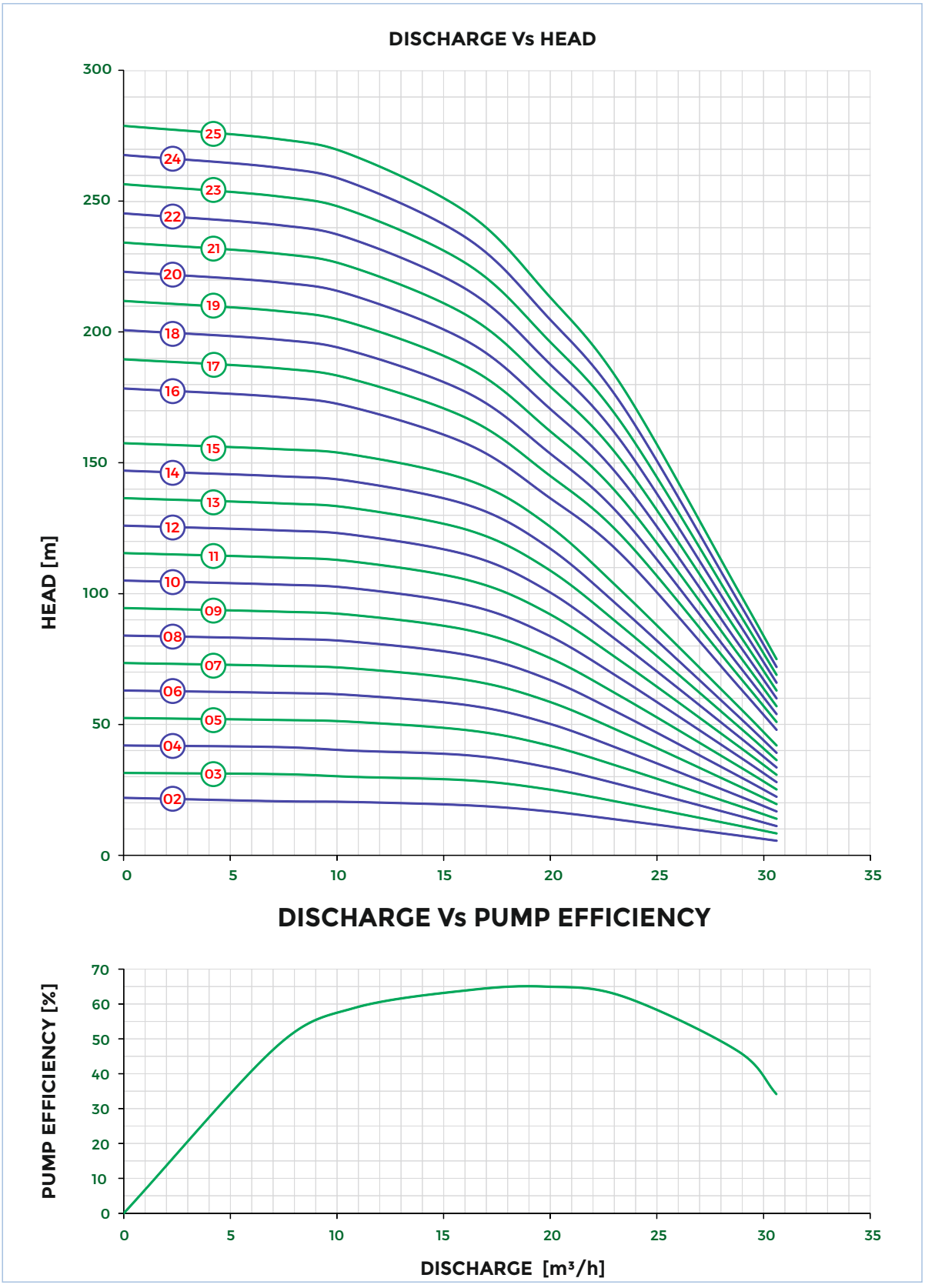

6-CI50S-024 SERIES (24 m³/h)

SUITABLE FOR 6" BOREWELLS



HYDRAULIC PERFORMANCE CHART AT 2880 rpm

50 Hz | ISO 9906

PUMP-STAGES	STAGES		CAPACITY								POWER		Height mm		Weight Kg	
		Gpm	0	26.4	66.0	79.2	92.4	105.6	118.8	132.0						
		Lps	0	2.0	5.0	6.0	7.0	8.0	9.0	10.0						
		m³/hr	0	7.2	18.0	21.6	25.2	28.8	32.4	36.0						
		Lpm	0	120	300	360	420	480	540	600	HP	kW	P	M	P	M
6-CI50S-024-02	2	HEAD [M]	23	22	20	19	18	15	12	9	3.0	2.2	543	729	20	47
6-CI50S-024-03	3		34	33	30	29	26	23	18	14	4.0	3.0	598	759	23	50
6-CI50S-024-04	4		45	44	40	38	35	30	24	18	5.0	3.7	653	759	26	52
6-CI50S-024-05	5		57	55	51	48	44	38	31	23	7.5	5.5	708	829	29	58
6-CI50S-024-06	6		68	66	61	58	53	45	37	27	10.0	7.5	763	939	31	66
6-CI50S-024-07	7		79	77	71	67	62	53	43	32	10.0	7.5	818	939	34	66
6-CI50S-024-08	8		90	88	81	77	70	60	49	36	10.0	7.5	873	939	37	66
6-CI50S-024-09	9		102	99	91	86	79	68	55	41	12.5	9.3	928	999	40	71
6-CI50S-024-10	10		113	110	101	96	88	75	61	45	12.5	9.3	983	999	43	71
6-CI50S-024-11	11		124	121	111	106	97	83	67	50	15.0	11.0	1038	1079	46	78
6-CI50S-024-12	12		136	132	121	115	106	90	73	54	17.5	13.0	1093	1129	49	82
6-CI50S-024-13	13		147	143	131	125	114	98	79	59	17.5	13.0	1148	1129	52	82
6-CI50S-024-14	14		158	154	141	134	123	105	85	63	17.5	13.0	1203	1129	55	82
6-CI50S-024-15	15		170	165	152	144	132	113	92	68	20.0	15.0	1258	1179	58	89
6-CI50S-024-16	16		181	176	162	154	141	120	98	72	20.0	15.0	1313	1179	60	89
6-CI50S-024-17	17		192	187	172	163	150	128	104	77	25.0	18.5	1368	1089	63	86
6-CI50S-024-18	18		203	198	182	173	158	135	110	81	25.0	18.5	1423	1089	66	86
6-CI50S-024-19	19		215	209	192	182	167	143	116	86	25.0	18.5	1478	1089	69	86
6-CI50S-024-20	20		226	220	202	192	176	150	122	90	25.0	18.5	1533	1089	72	86
PUMP EFFICIENCY(%)			0	40	63	64	65	64	58	48						

6-CI50S-024 SERIES (24 m³/h)

SUITABLE FOR 6" BOREWELLS

HYDRAULIC PERFORMANCE CURVE AT 2880 rpm **50 Hz | ISO 9906**

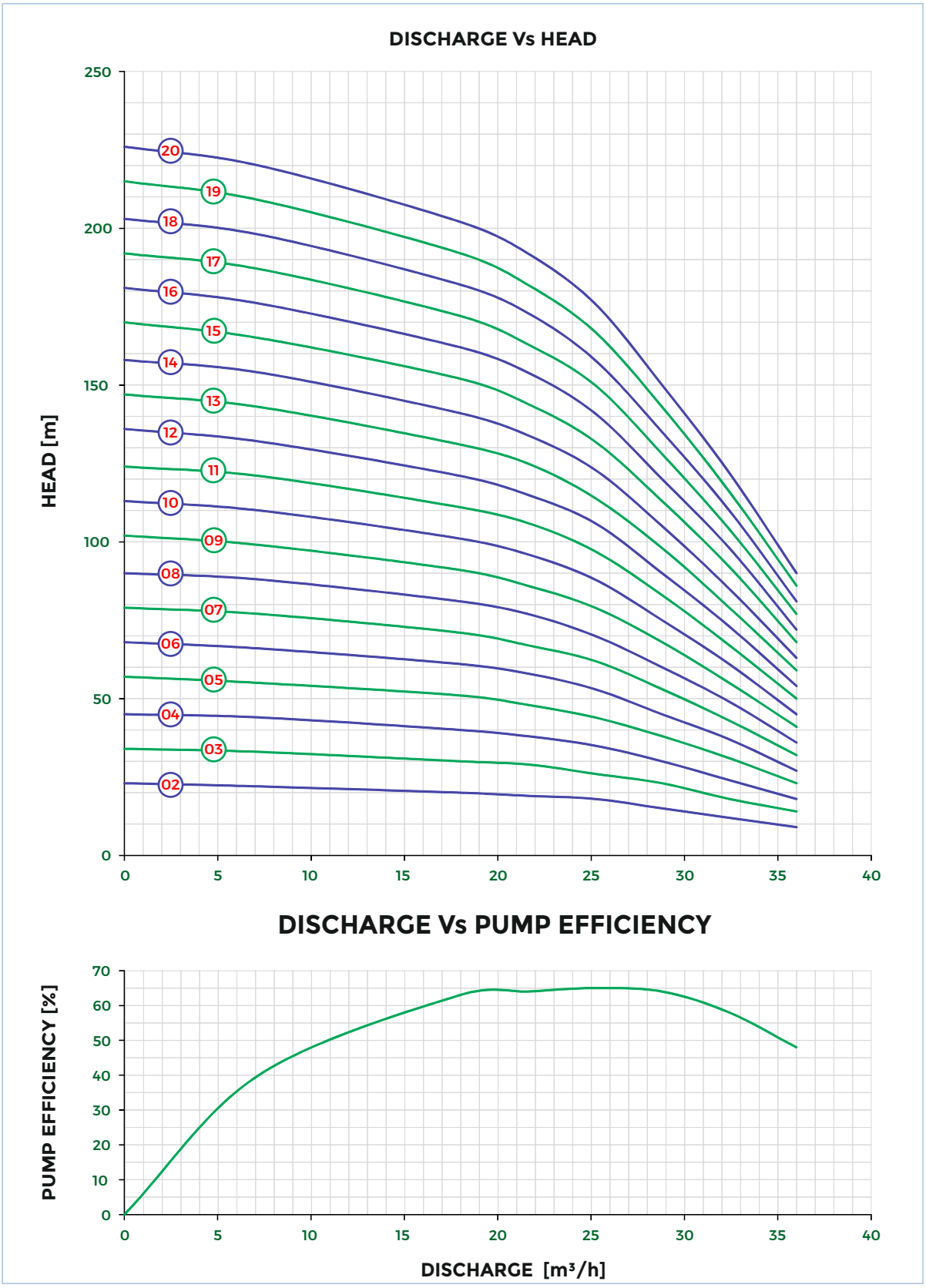

SUBMERSIBLE PUMPS



6-CI50S PUMP WITH 6" MOTOR (MIXED FLOW)

SUITABLE FOR 6" BOREWELLS

SECTIONAL VIEW WITH MATERIAL OF CONSTRUCTION

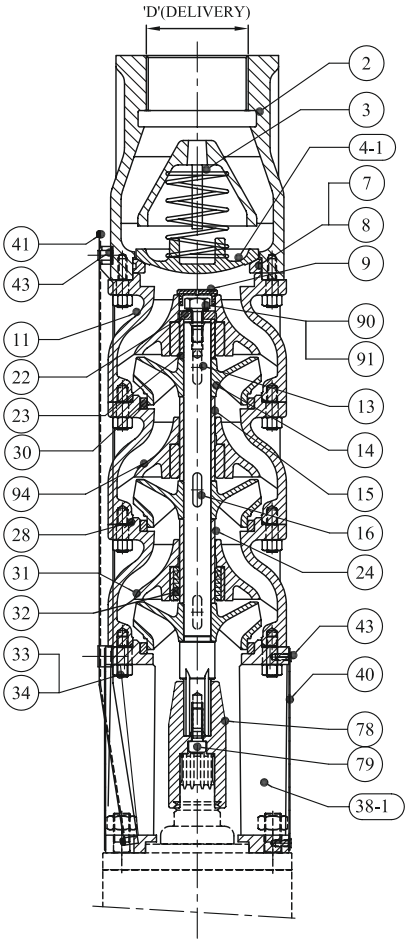

P.No.	PART NAME	MATERIAL
2	VALVE CASING	CAST IRON
3	SPRING	SPRING STEEL
4-1	NON RETURN VALVE	BRONZE
7	VALVE METAL SEAT	BRONZE
8	"O" RING	NITRILE RUBBER
9	DUMMY	LDPE
11	TOP BOWL ASSY.	CAST IRON WITH BRONZE BUSH
13	PUMP SHAFT	STAINLESS STEEL AISI 420
14	IMPELLER	SS, CF8/CA15
15	DISTANCE PIECE	STAINLESS STEEL AISI 410
16	KEY (IMPELLER)	STAINLESS STEEL AISI 410
22	COLLAR	STAINLESS STEEL AISI 410
23	SLEEVE (TOP)	STAINLESS STEEL AISI 410
24	SLEEVE (INTERMEDIATE)	STAINLESS STEEL AISI 410
28	"O" RING	NITRILE RUBBER
30	WEAR RING	BRONZE
31	STAGE BOWL ASSY.	CAST IRON
32	BEARING BUSH(MS&RUBBER)	MILD STEEL & NITRILE RUBBER
33	STUD (BOWL)	STAINLESS STEEL AISI 304
34	NUT (BOWL)	STAINLESS STEEL AISI 304
38-1	INLET BRACKET	CAST IRON
40	STRAINER	STAINLESS STEEL AISI 304
41	CABLE GUARD	STAINLESS STEEL AISI 304
43	SCREW	STAINLESS STEEL AISI 304
78	COUPLING	STAINLESS STEEL AISI 410
79	HEX.SH.CAP SCREW	STAINLESS STEEL AISI 410
90	SPRING WASHER	SPRING STEEL
91	HEXAGONAL BOLT (SHAFT TOP)	STAINLESS STEEL AISI 410
94	INTERMEDIATE BOWL ASSY	CAST IRON WITH BRONZE BUSH

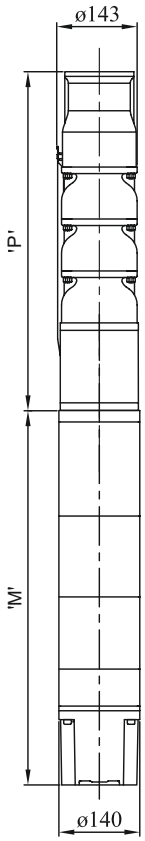

TYPE	'D' DELIVERY
6-CI50S-025	2 ½" BSP
6-CI50S-035	2 ½" BSP
6-CI50S-038	3" BSP
6-CI50S-040	3" BSP
6-CI50S-055	4" BSP
6-CI50S-056	4" BSP

6-CI50S-025 SERIES (25 m³/h)

SUITABLE FOR 6" BOREWELLS



HYDRAULIC PERFORMANCE CHART AT 2880 rpm

50 Hz | ISO 9906

PUMP-STAGES	STAGES	CAPACITY							POWER		Height mm		Weight Kg	
		Gpm	0	39.6	79.2	105.6	118.6	132.0	158.4						
		Lps	0	3.0	6.0	8.0	8.0	10.0	12.0						
		m³/hr	0	10.8	21.6	28.8	28.8	36.0	43.2						
		Lpm	0	180	360	480	480	600	720	HP	kW	P	M	P	M
6-CI50S-025-02	2	HEAD [M]	20	18	15	13	11	9	5	2.0	1.5	562	709	22	45
6-CI50S-025-03	3		30	27	23	19	16	14	7	3.0	2.2	652	729	27	47
6-CI50S-025-04	4		40	36	30	25	22	18	9	4.0	3.0	742	759	32	50
6-CI50S-025-05	5		50	45	38	31	27	23	11	5.0	3.7	832	759	37	52
6-CI50S-025-06	6		60	54	45	38	32	27	14	5.5	4.0	922	789	41	56
6-CI50S-025-07	7		70	63	53	44	38	32	16	7.5	5.5	1012	829	46	58
6-CI50S-025-08	8		80	72	60	50	43	36	18	7.5	5.5	1102	829	51	58
6-CI50S-025-09	9		90	81	68	56	48	41	20	10.0	7.5	1192	939	55	66
6-CI50S-025-10	10		100	90	75	63	54	45	23	10.0	7.5	1282	939	60	66
6-CI50S-025-11	11		110	99	83	69	59	50	25	12.5	9.3	1372	999	65	71
6-CI50S-025-12	12		120	108	90	75	65	54	27	12.5	9.3	1462	999	69	71
6-CI50S-025-13	13		130	117	98	81	70	59	29	15.0	11.0	1552	1079	74	78
6-CI50S-025-14	14		140	126	105	88	75	63	32	15.0	11.0	1642	1079	79	78
6-CI50S-025-15	15		150	135	113	94	81	68	34	15.0	11.0	1732	1079	84	78
6-CI50S-025-16	16		160	144	120	100	86	72	36	17.5	13.0	1822	1129	88	82
6-CI50S-025-17	17		170	153	128	106	91	77	38	17.5	13.0	1912	1129	93	82
6-CI50S-025-18	18		180	162	135	113	97	81	41	17.5	13.0	2002	1129	98	82
6-CI50S-025-19	19		190	171	143	119	102	86	43	20.0	15.0	2092	1179	102	89
6-CI50S-025-20	20		200	180	150	125	108	90	45	20.0	15.0	2182	1179	107	89
6-CI50S-025-21	21		210	189	158	131	113	95	47	20.0	15.0	2208	1179	112	89
6-CI50S-025-22	22		220	198	165	138	118	99	50	20.0	15.0	2298	1179	116	89
6-CI50S-025-23	23		230	207	173	144	124	104	52	20.0	15.0	2388	1179	121	89
6-CI50S-025-24	24		240	216	180	150	129	108	54	25.0	18.5	2478	1089	126	86
6-CI50S-025-25	25		250	225	188	156	134	113	56	25.0	18.5	2568	1089	131	86
PUMP EFFICIENCY(%)			0	43	65	70	70	66	50						

6-CI50S-025 SERIES (25 m³/h)

SUITABLE FOR 6" BOREWELLS

HYDRAULIC PERFORMANCE CURVE AT 2880 rpm **50 Hz | ISO 9906**

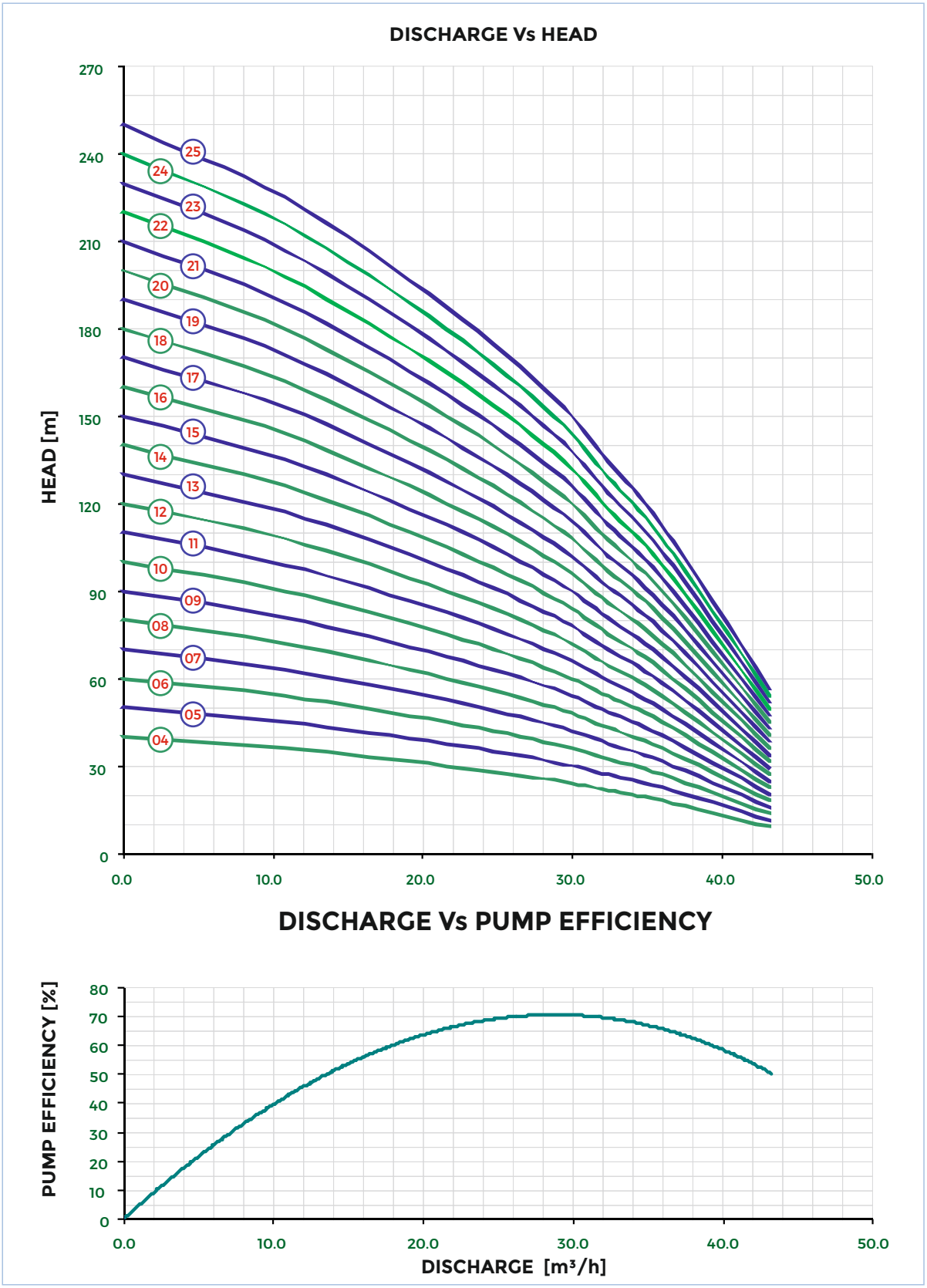

6-CI50S-035 SERIES (35 m³/h)

SUITABLE FOR 6" BOREWELLS



HYDRAULIC PERFORMANCE CHART AT 2880 rpm

50 Hz | ISO 9906

PUMP-STAGES	STAGES	CAPACITY									POWER		Height mm		Weight Kg	
		Gpm	0	55.4	79.2	105.6	132.0	158.4	184.8	211.2						
		Lps	0	4.2	6.0	8.0	10.0	12.0	14.0	16.0						
		m³/hr	0	15.1	21.6	28.8	36.0	43	50.4	57.6						
		Lpm	0	252	360	480	600	720	840	960	HP	kW	P	M	P	M
6-CI50S-035-02	2	HEAD [M]	21	19	17	15	14	11	8	4	3.0	2.2	529	729	22	47
6-CI50S-035-03	3		32	28	26	23	21	17	12	6	4.0	3.0	634	759	27	50
6-CI50S-035-04	4		42	37	34	31	28	22	16	8	5.0	3.7	739	759	33	52
6-CI50S-035-05	5		53	47	43	39	35	28	20	11	6.0	4.5	844	789	38	56
6-CI50S-035-06	6		63	56	51	46	41	34	24	13	7.5	5.5	949	829	44	58
6-CI50S-035-07	7		74	65	60	54	48	39	28	15	10.0	7.5	1054	939	49	66
6-CI50S-035-08	8		84	74	68	62	55	45	32	17	10.0	7.5	1159	939	55	66
6-CI50S-035-09	9		95	84	77	69	62	50	36	19	12.5	9.3	1264	999	60	71
6-CI50S-035-10	10		105	93	85	77	69	56	40	21	12.5	9.3	1369	999	66	71
6-CI50S-035-11	11		116	102	94	85	76	62	44	23	15.0	11.0	1474	1079	71	78
6-CI50S-035-12	12		126	112	102	92	83	67	48	25	15.0	11.0	1579	1079	77	78
6-CI50S-035-13	13		137	121	111	100	90	73	52	27	17.5	13.0	1684	1129	82	82
6-CI50S-035-14	14		147	130	119	108	97	78	56	29	17.5	13.0	1789	1129	88	82
6-CI50S-035-15	15		158	140	128	116	104	84	60	32	20.0	15.0	1894	1179	93	89
6-CI50S-035-16	16		168	149	136	123	110	90	64	34	20.0	15.0	1999	1179	99	89
6-CI50S-035-17	17		179	158	145	131	117	95	68	36	25.0	18.5	2104	1089	104	86
6-CI50S-035-18	18		189	167	153	139	124	101	72	38	25.0	18.5	2209	1089	110	86
6-CI50S-035-19	19		200	177	162	146	131	106	76	40	25.0	18.5	2314	1089	115	86
6-CI50S-035-20	20		210	186	170	154	138	112	80	42	25.0	18.5	2419	1089	121	86
6-CI50S-035-21	21		221	195	179	162	145	118	84	44	30.0	22.0	2524	1159	126	90
6-CI50S-035-22	22		231	205	187	169	152	123	88	46	30.0	22.0	2629	1159	132	90
6-CI50S-035-23	23		242	214	196	177	159	129	92	48	30.0	22.0	2734	1159	137	90
6-CI50S-035-24	24		252	223	204	185	166	134	96	50	30.0	22.0	2839	1159	143	90
PUMP EFFICIENCY(%)			0	49	60	67	69	67	58	40						

6-CI50S-035 SERIES (35 m³/h)

SUITABLE FOR 6" BOREWELLS

HYDRAULIC PERFORMANCE CURVE AT 2880 rpm **50 Hz | ISO 9906**

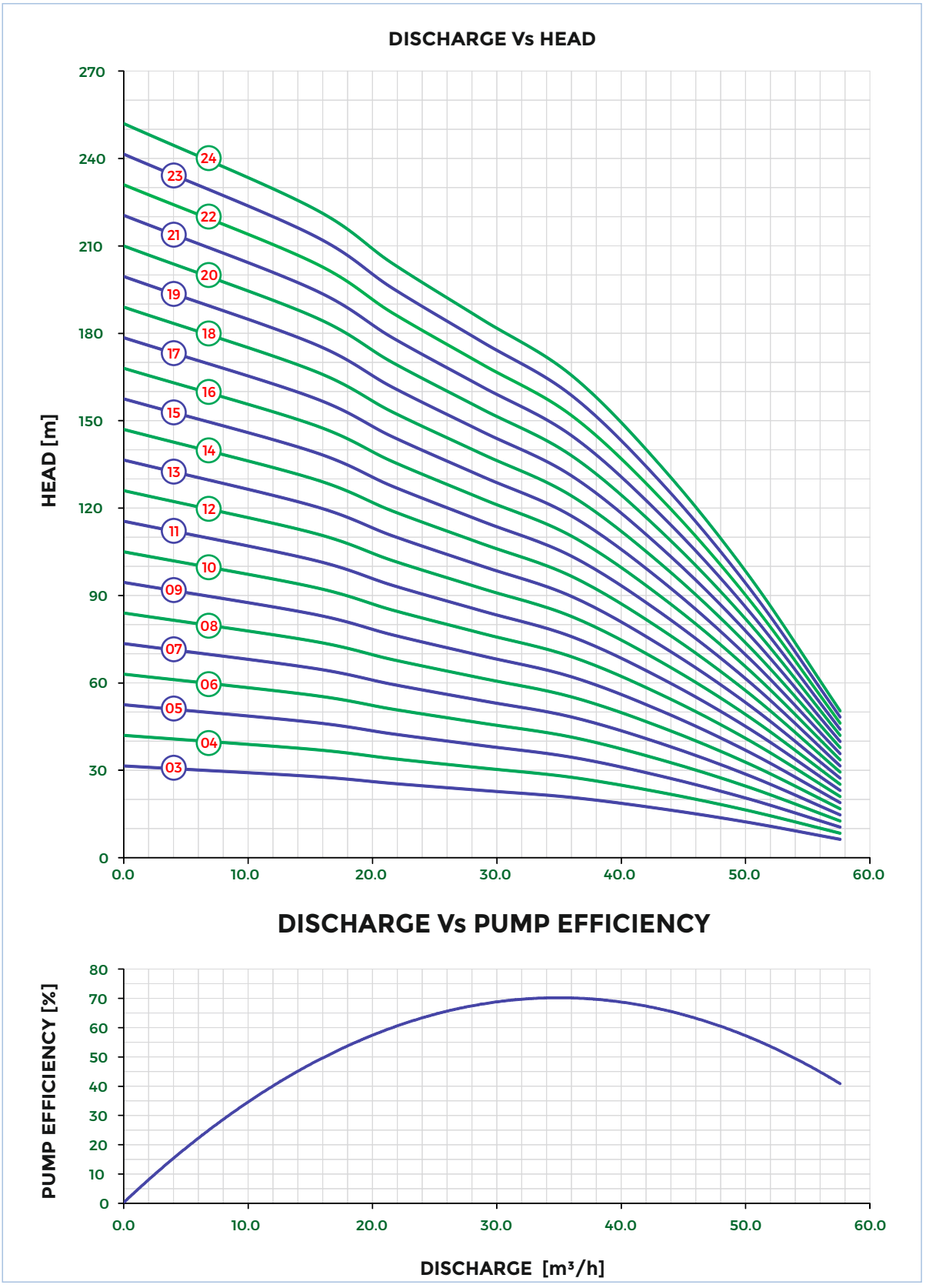

6-CI50S-038 SERIES (38 m³/h)

SUITABLE FOR 6" BOREWELLS



HYDRAULIC PERFORMANCE CHART AT 2880 rpm

50 Hz | ISO 9906

PUMP-STAGES	STAGES		CAPACITY									POWER		Height mm		Weight Kg	
			Gpm	0	66	88	110	132.0	158.4	176	198	220						
			Lps	0	5.0	6.7	8.3	10.0	11.7	13.3	15.0	16.7						
			m³/hr	0	18.6	24.0	30.3	36.0	42.0	48.0	54.0	60.1						
			Lpm	0	300.0	400.0	500.0	600	700.0	800.0	900.0	1000.0	HP	kW	P	M	P	M
6-CI50S-038-02	2	HEAD [M]	23	21	20	18	17	15	13	10	6	4.0	3.0	529	759	21	50
6-CI50S-038-03	3		34	31	30	28	25	23	19	15	8	6.0	4.5	634	789	27	56
6-CI50S-038-04	4		45	41	40	37	34	30	26	20	11	7.5	5.5	739	829	33	58
6-CI50S-038-05	5		57	52	50	46	42	38	32	25	14	10.0	7.5	844	939	39	66
6-CI50S-038-06	6		68	62	59	55	50	45	38	29	17	12.5	9.3	949	999	44	71
6-CI50S-038-07	7		79	72	69	64	59	53	45	34	20	15.0	11.0	1054	1079	50	78
6-CI50S-038-08	8		90	82	79	74	67	60	51	39	22	15.0	11.0	1159	1079	56	78
6-CI50S-038-09	9		102	93	89	83	76	68	58	44	25	17.5	13.0	1264	1129	61	82
6-CI50S-038-10	10		113	103	99	92	84	75	64	49	28	20.0	15.0	1369	1179	67	89
6-CI50S-038-11	11		124	113	109	101	92	83	70	54	31	25.0	18.5	1474	1089	73	86
6-CI50S-038-12	12		136	124	119	110	101	90	77	59	34	25.0	18.5	1579	1089	78	86
6-CI50S-038-13	13		147	134	129	120	109	98	83	64	36	30.0	22.0	1684	1159	84	90
6-CI50S-038-14	14		158	144	139	129	118	105	90	69	39	30.0	22.0	1789	1159	90	90
6-CI50S-038-15	15		170	155	149	138	126	113	96	74	42	30.0	22.0	1894	1159	96	90
PUMP EFFICIENCY(%)			0.0	52.0	64.0	68.5	69.5	69.0	66.0	58.0	38.0						

6-CI50S-038 SERIES (38 m³/h)

SUITABLE FOR 6" BOREWELLS

HYDRAULIC PERFORMANCE CURVE AT 2880 rpm **50 Hz | ISO 9906**

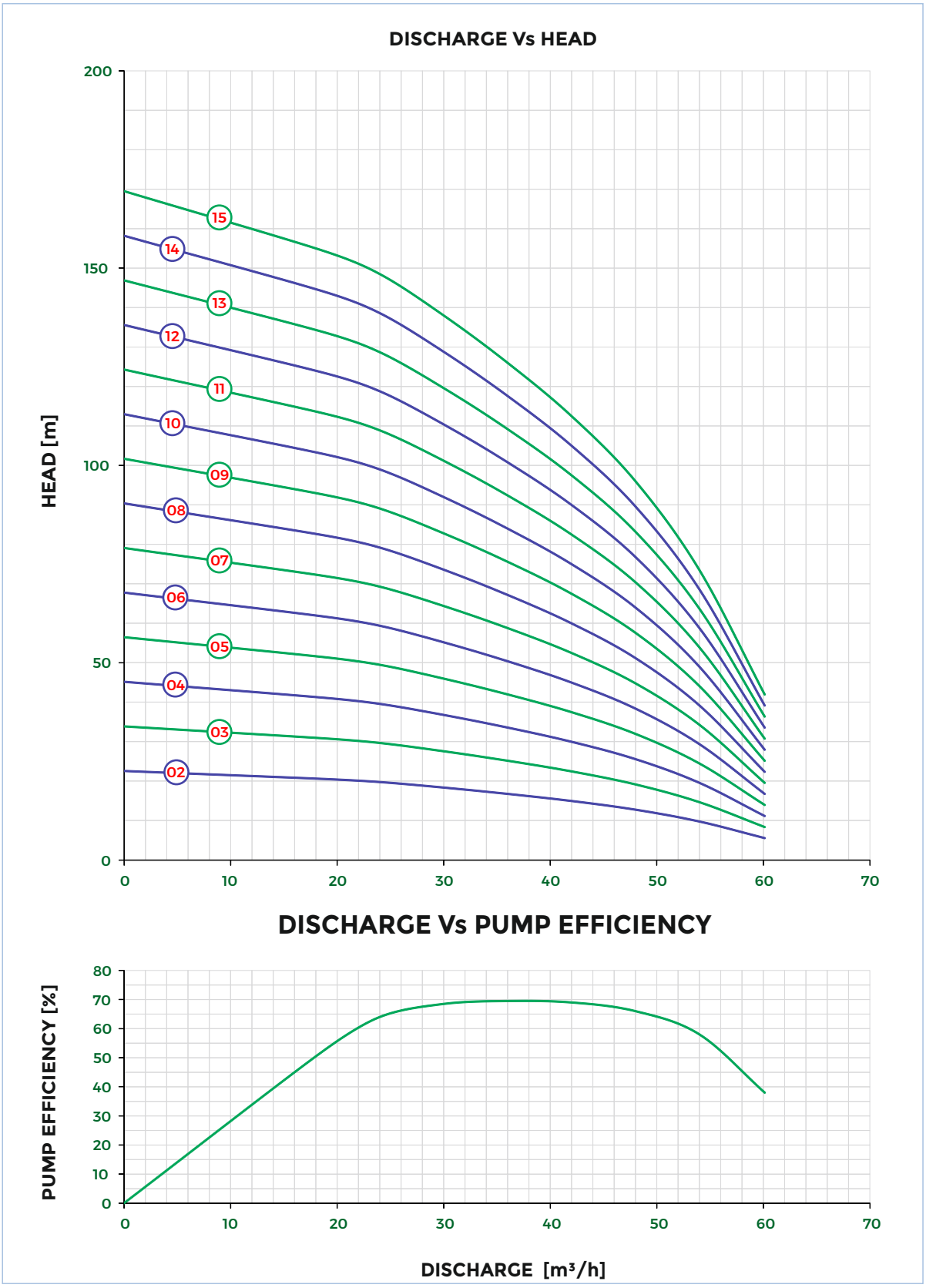

6-CI50S-040 SERIES (40 m³/h)

SUITABLE FOR 6" BOREWELLS



HYDRAULIC PERFORMANCE CHART AT 2880 rpm

50 Hz | ISO 9906

PUMP-STAGES	STAGES		CAPACITY								POWER		Height mm		Weight Kg	
		Gpm	0	39.6	79.2	118.8	158.4	198.0	237.6	277.2						
		Lps	0	3.0	6.0	9.0	12.0	15.0	18.0	21.0						
		m³/hr	0	10.8	21.6	32.4	43.2	54.0	64.8	75.6						
		Lpm	0	180	360	540	720	900	1080	1260	HP	kW	P	M	P	M
6-CI50S-040-03	3	HEAD [M]	31	29	27	25	22	18	14	7	5.0	3.7	635	759	26	52
6-CI50S-040-04	4		41	39	36	34	30	25	18	9	6.0	4.5	740	789	32	56
6-CI50S-040-05	5		52	49	45	42	37	31	23	11	7.5	5.5	845	829	37	58
6-CI50S-040-06	6		62	58	54	50	45	37	27	14	10.0	7.5	950	939	42	66
6-CI50S-040-07	7		72	68	63	59	52	43	32	16	10.0	7.5	1055	939	47	66
6-CI50S-040-08	8		83	78	72	67	59	49	36	18	12.5	9.3	1160	999	53	71
6-CI50S-040-09	9		93	87	81	76	67	55	41	20	15.0	11.0	1265	1079	58	78
6-CI50S-040-10	10		103	97	91	84	74	61	45	23	15.0	11.0	1370	1079	63	78
6-CI50S-040-11	11		114	107	100	92	82	68	50	25	17.5	13.0	1475	1129	68	82
6-CI50S-040-12	12		124	116	109	101	89	74	54	27	17.5	13.0	1580	1129	74	82
6-CI50S-040-13	13		135	126	118	109	97	80	59	29	20.0	15.0	1685	1179	79	89
6-CI50S-040-14	14		145	136	127	118	104	86	63	32	20.0	15.0	1790	1179	84	89
6-CI50S-040-15	15		155	146	136	126	112	92	68	34	25.0	18.5	1895	1089	89	86
6-CI50S-040-16	16		166	155	145	135	119	98	72	36	25.0	18.5	2000	1089	95	86
6-CI50S-040-17	17		176	165	154	143	126	104	77	38	30.0	22.0	2105	1159	100	90
6-CI50S-040-18	18		186	175	163	151	134	111	81	41	30.0	22.0	2210	1159	105	90
6-CI50S-040-19	19		197	184	172	160	141	117	86	43	30.0	22.0	2315	1159	110	90
6-CI50S-040-20	20		207	194	181	168	149	123	91	45	30.0	22.0	2420	1309	116	105
6-CI50S-040-21	21		217	204	190	177	156	129	95	48	35.0	26.0	2525	1309	121	105
6-CI50S-040-22	22		228	213	199	185	164	135	100	50	35.0	26.0	2630	1309	126	105
6-CI50S-040-23	23		238	223	208	193	171	141	104	52	40.0	30.0	2735	1359	131	110
6-CI50S-040-24	24		248	233	217	202	178	147	109	54	40.0	30.0	2840	1359	137	110
PUMP EFFICIENCY(%)			0	27	50	65	70	68	60	39						

6-CI50S-040 SERIES (40 m³/h)

SUITABLE FOR 6" BOREWELLS

HYDRAULIC PERFORMANCE CURVE AT 2880 rpm **50 Hz | ISO 9906**

DISCHARGE Vs HEAD

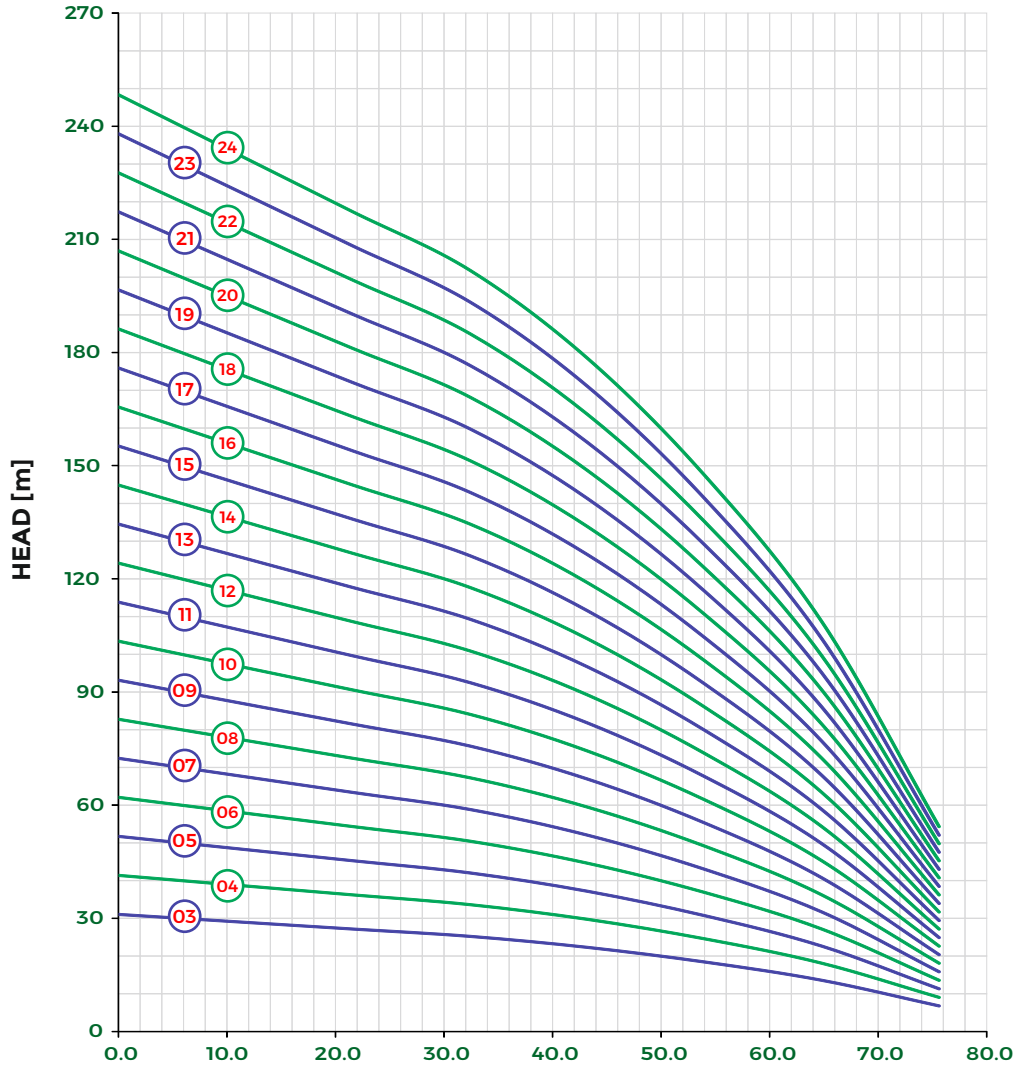

DISCHARGE Vs PUMP EFFICIENCY

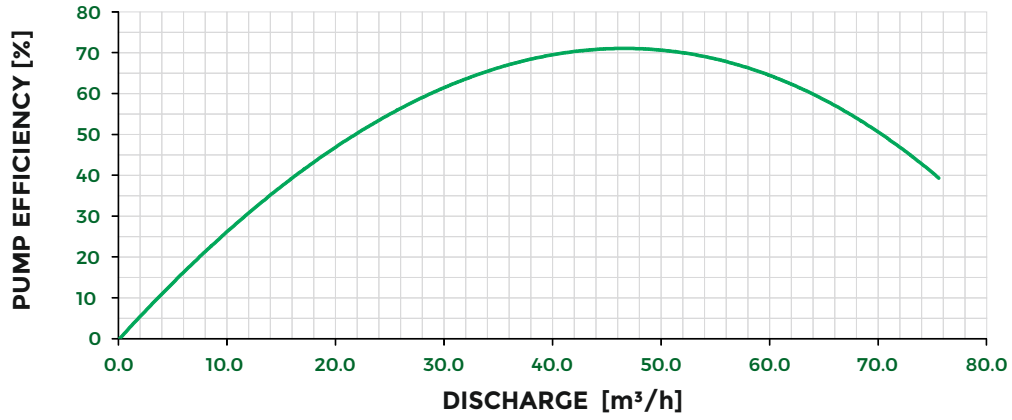

6-CI50S-055 SERIES (55 m³/h)

SUITABLE FOR 6" BOREWELLS



HYDRAULIC PERFORMANCE CHART AT 2880 rpm

50 Hz | ISO 9906

PUMP-STAGES	STAGES	CAPACITY									POWER		Height mm		Weight Kg	
		Gpm	0	39.6	92.4	145.2	198.0	237.6	277.2	316.8						
		Lps	0	3.0	7.0	11.0	15.0	18.0	21.0	24.0						
		m³/hr	0	10.8	25.2	39.6	54.0	64.8	75.6	86.4						
		Lpm	0	180	420	600	900	1080	1260	1440	HP	kW	P	M	P	M
6-CI50S-055-03	3	HEAD [M]	39	36	33	29	25	20	15	8	7.5	5.5	614	829	26	58
6-CI50S-055-04	4		52	49	45	39	33	27	19	11	10.0	7.5	719	939	32	66
6-CI50S-055-05	5		65	61	56	49	41	34	24	13	10.0	7.5	824	939	37	66
6-CI50S-055-06	6		79	73	67	58	49	41	29	16	12.5	9.3	929	999	43	71
6-CI50S-055-07	7		92	85	78	68	58	48	34	19	15.0	11.0	1034	1079	48	78
6-CI50S-055-08	8		105	97	89	78	66	54	39	21	17.5	13.0	1139	1129	54	82
6-CI50S-055-09	9		118	109	100	87	74	61	44	24	20.0	15.0	1244	1179	59	89
6-CI50S-055-10	10		131	121	112	97	82	68	49	27	20.0	15.0	1349	1179	65	89
6-CI50S-055-11	11		144	133	123	107	91	75	53	29	25.0	18.5	1454	1089	70	86
6-CI50S-055-12	12		157	146	134	116	99	81	58	32	25.0	18.5	1559	1089	76	86
6-CI50S-055-13	13		170	158	145	126	107	88	63	35	30.0	22.0	1664	1159	81	90
6-CI50S-055-14	14		183	170	156	136	115	95	68	37	30.0	22.0	1769	1159	87	90
6-CI50S-055-15	15		196	182	167	146	124	102	73	40	30.0	22.0	1874	1309	92	105
6-CI50S-055-16	16		210	194	178	155	132	109	78	43	35.0	26.0	1979	1309	98	105
6-CI50S-055-17	17		223	206	190	165	140	115	82	45	40.0	30.0	2084	1359	103	110
6-CI50S-055-18	18		236	218	201	175	148	122	87	48	40.0	30.0	2189	1359	109	110
6-CI50S-055-19	19		249	230	212	184	157	129	92	51	40.0	30.0	2294	1359	114	110
6-CI50S-055-20	20		262	243	223	194	165	136	97	53	50.0	37.0	2399	1529	120	127
PUMP EFFICIENCY(%)			0	23	49	62	69	70	62	42						

6-CI50S-055 SERIES (55 m³/h)

SUITABLE FOR 6" BOREWELLS

HYDRAULIC PERFORMANCE CURVE AT 2880 rpm **50 Hz | ISO 9906**

DISCHARGE Vs HEAD

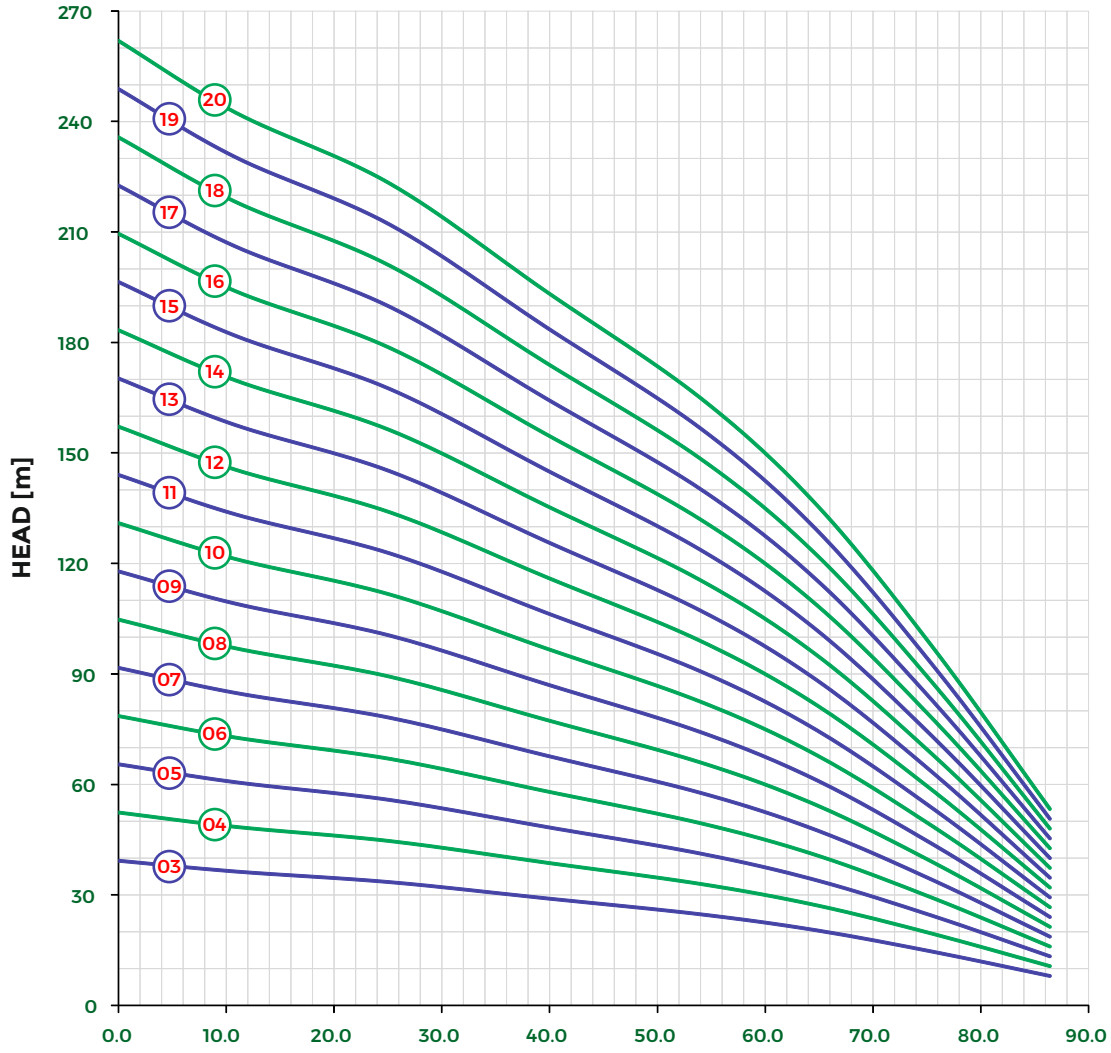

DISCHARGE Vs PUMP EFFICIENCY

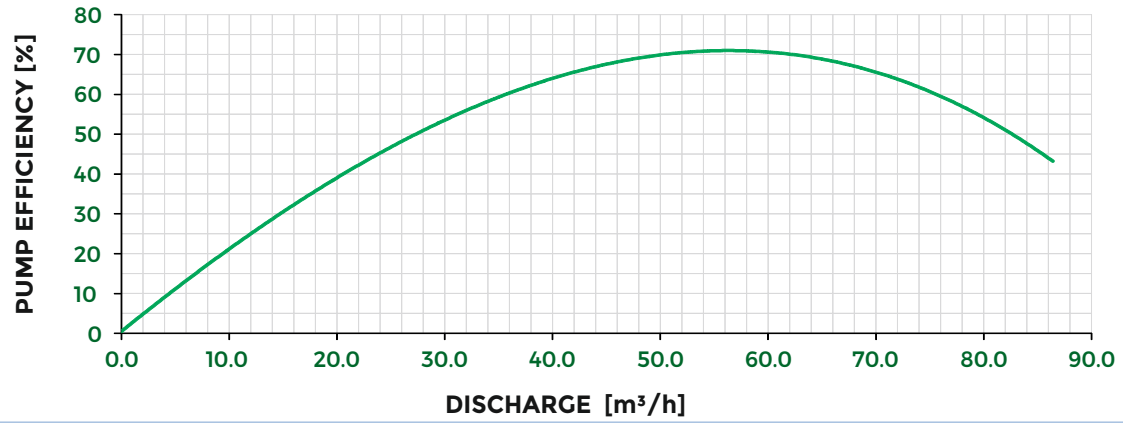

6-CI50S-056 SERIES (56 m³/h)

SUITABLE FOR 6" BOREWELLS



HYDRAULIC PERFORMANCE CHART AT 2880 rpm

50 Hz | ISO 9906

PUMP-STAGES	STAGES	CAPACITY									POWER		Height mm		Weight Kg	
		Gpm	0	39.6	92.4	145.2	198.0	237.6	277.2	316.8						
		Lps	0	3.0	7.0	11.0	15.0	18.0	21.0	24.0						
		m³/hr	0	10.8	25.2	39.6	54.0	64.8	75.6	86.4						
		Lpm	0	180	420	600	900	1080	1260	1440	HP	kW	P	M	P	M
6-CI50S-056-03	3	HEAD [M]	40	37	34	30	25	21	15	8	10.0	7.5	614	939	26	66
6-CI50S-056-04	4		54	50	46	40	34	28	20	11	12.5	9.3	719	999	32	71
6-CI50S-056-05	5		67	62	57	50	42	35	25	14	12.5	9.3	824	999	37	71
6-CI50S-056-06	6		81	75	69	60	51	42	30	16	15.0	11.0	929	1079	43	78
6-CI50S-056-07	7		94	87	80	70	59	49	35	19	20.0	15.0	1034	1179	48	89
6-CI50S-056-08	8		107	99	92	80	68	56	40	22	20.0	15.0	1139	1179	54	89
6-CI50S-056-09	9		121	112	103	90	76	63	45	25	25.0	18.5	1244	1089	59	86
6-CI50S-056-10	10		134	124	114	99	85	70	50	27	25.0	18.5	1349	1089	65	86
6-CI50S-056-11	11		148	137	126	109	93	77	55	30	30.0	22.0	1454	1159	70	90
6-CI50S-056-12	12		161	149	137	119	101	84	60	33	30.0	22.0	1559	1159	76	90
6-CI50S-056-13	13		175	162	149	129	110	91	65	36	35.0	26.0	1664	1309	81	105
6-CI50S-056-14	14		188	174	160	139	118	97	70	38	35.0	26.0	1769	1309	87	105
6-CI50S-056-15	15		201	187	172	149	127	104	75	41	40.0	30.0	1874	1359	92	110
6-CI50S-056-16	16		215	199	183	159	135	111	80	44	40.0	30.0	1979	1359	98	110
6-CI50S-056-17	17		228	211	194	169	144	118	85	47	40.0	30.0	2084	1359	103	110
6-CI50S-056-18	18		242	224	206	179	152	125	90	49	50.0	37.0	2189	1529	109	127
6-CI50S-056-19	19		255	236	217	189	161	132	95	52	50.0	37.0	2294	1529	114	127
PUMP EFFICIENCY(%)			0	23	49	62	69	70	62	42						

6-CI50S-056 SERIES (56 m³/h)

SUITABLE FOR 6" BOREWELLS

HYDRAULIC PERFORMANCE CURVE AT 2880 rpm **50 Hz | ISO 9906**

DISCHARGE Vs HEAD

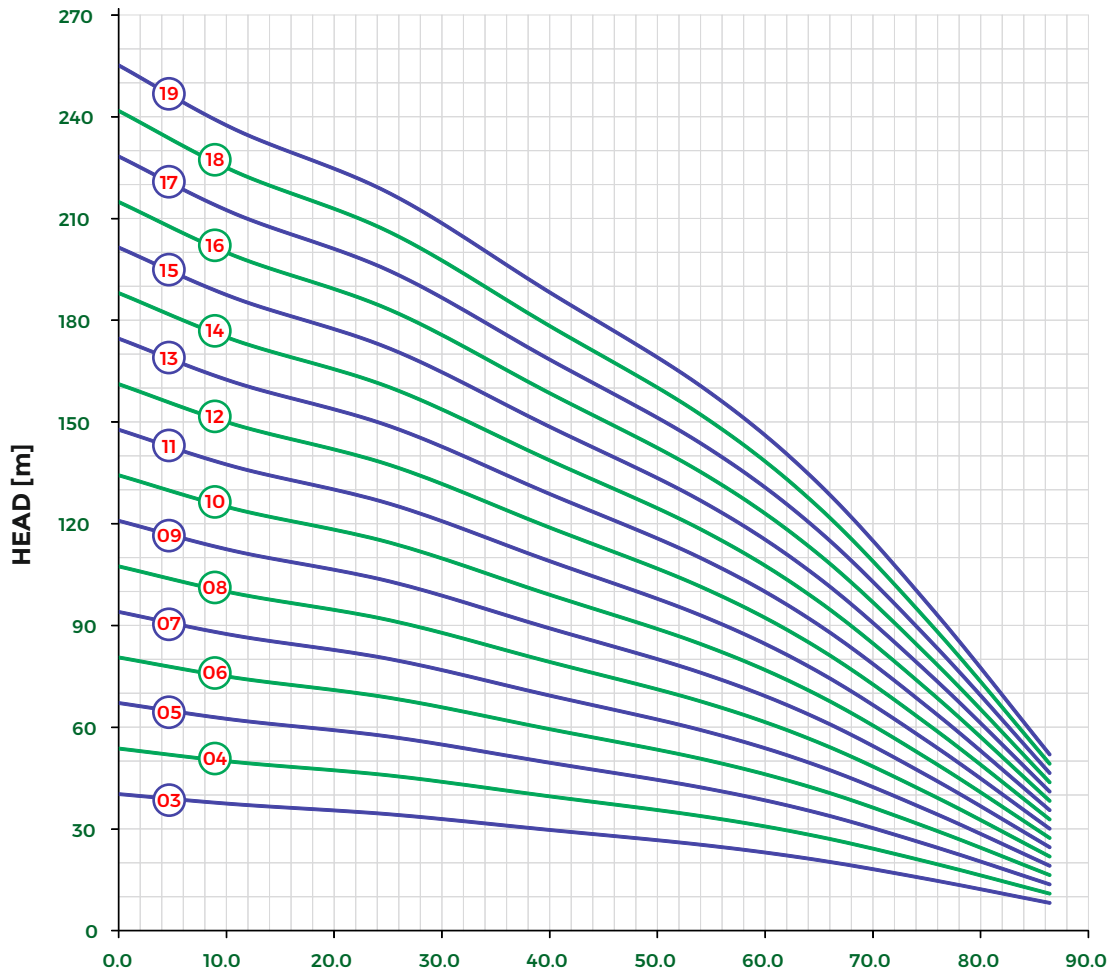

DISCHARGE Vs PUMP EFFICIENCY

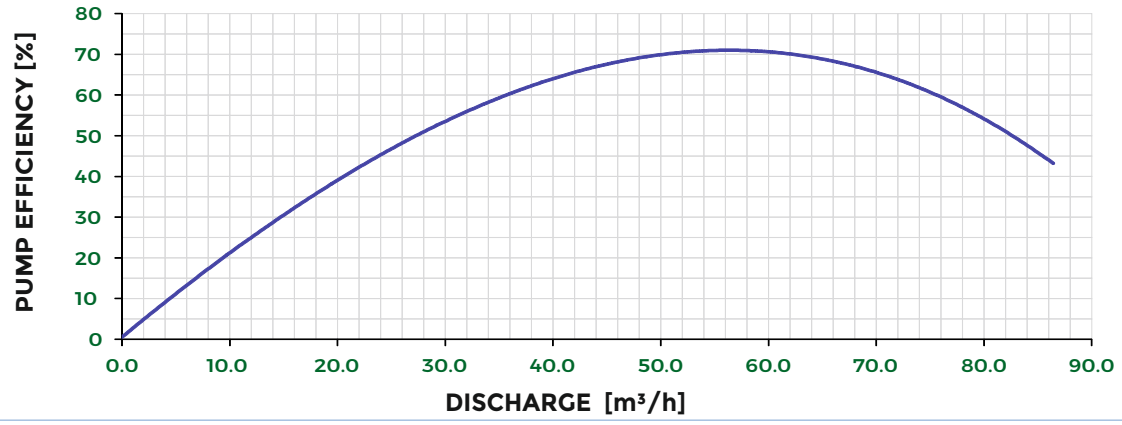

SUBMERSIBLE PUMPS



7-CI50SS PUMP WITH 6" MOTOR (MIXED FLOW)

SUITABLE FOR 7" BOREWELLS

SECTIONAL VIEW WITH MATERIAL OF CONSTRUCTION

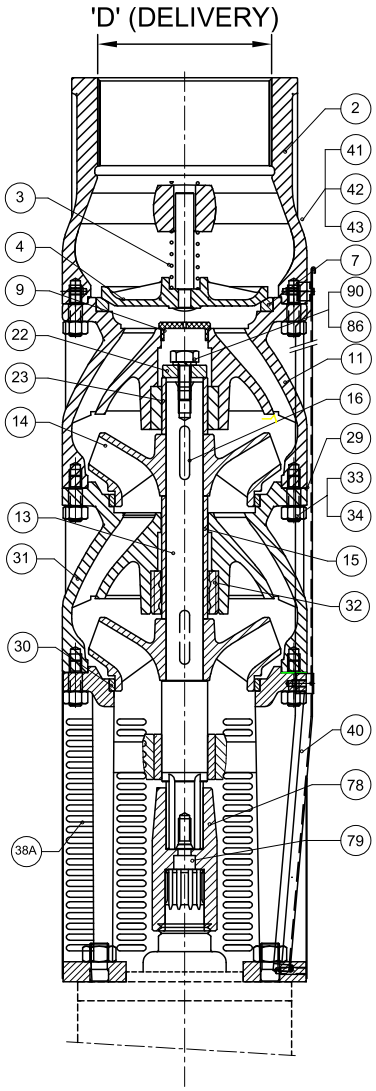

P.No.	PART NAME	MATERIAL
2	VALVE CASING	CAST IRON
3	SPRING	STAINLESS STEEL AISI 304
4	NON RETURN VALVE ASSY.	CAST IRON + SS AISI 410
7	VALVE METAL SEAT	CAST IRON + SS AISI 410
9	DUMMY	LDPE
11	TOP BOWL ASSY.	CAST IRON WITH BRONZE BUSH
13	PUMP SHAFT	STAINLESS STEEL AISI 304
14	IMPELLER	SS, CF8/CA15
15	DISTANCE PIECE	STAINLESS STEEL AISI 410
16	KEY (IMP)	STAINLESS STEEL AISI 410
22	COLLAR	STAINLESS STEEL AISI 410
23	SLEEVE (TOP)	STAINLESS STEEL AISI 410
29	GASKET	LEATHEROID PAPER
30	WEAR RING	BRONZE
31	STAGE BOWL	CAST IRON
32	BRG. BUSH	MILD STEEL + NITRILE RUBBER
33	STUD (BOWL)	STAINLESS STEEL AISI 304
34	NUT (BOWL)	STAINLESS STEEL AISI 304
38A	INLET BRACKET ASSY.	CAST IRON WITH BRONZE BUSH
40	STRAINER	STAINLESS STEEL AISI 304
41	CABLE GUARD	STAINLESS STEEL AISI 304
43	CSK SCREW	STAINLESS STEEL AISI 304
78	COUPLING (NEMA)	STAINLESS STEEL AISI 410
79	HEX.SH. HEAD CAP SCREW	STAINLESS STEEL AISI 410
86	HEX. BOLT	STAINLESS STEEL AISI 410
90	SPRING LOCK WASHER	STAINLESS STEEL AISI 410

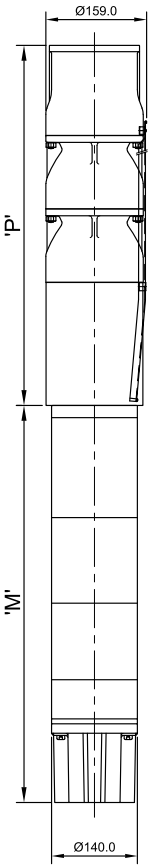

TYPE	'D' DELIVERY
7- CI50SS-078	4" BSP
7- CI50SS-078A	4" BSP
7- CI50SS-096	4" BSP
7- CI50SS-096A	4" BSP

7-CI50SS-78 SERIES (78 m³/h)

SUITABLE FOR 7" BOREWELLS



HYDRAULIC PERFORMANCE CHART AT 2880 rpm

50 Hz | ISO 9906

PUMP-STAGES	STAGES	CAPACITY											POWER		Height mm		Weight Kg	
		Gpm	0	112	220	242	264	286	308	330	352	374						
		Lps	0	8.5	16.7	18.3	20.0	21.7	23.3	25.0	26.7	28.3						
		m³/hr	0	31	60	66	72	78	84	90	96	102						
		Lpm	0	510	1002	1098	1200	1320	1398	1500	1602	1698	HP	kW	P	M	P	M
7-CI50SS-078-02	2	HEAD [M]	32	28	24	23	21	19	17	15	12	9	10.0	7.5	588	939	26	66
7-CI50SS-078-03	3		47	42	36	34	32	29	26	22	18	14	15.0	11.0	708	1079	34	78
7-CI50SS-078-04	4		63	56	47	45	42	38	34	30	24	18	17.5	13.0	828	1129	41	82
7-CI50SS-078-05	5		79	70	60	57	53	48	43	38	30	23	25.0	18.5	948	1089	49	86
7-CI50SS-078-06	6		85	84	72	68	63	57	51	45	36	27	30.0	22.0	1068	1159	56	90
PUMP EFFICIENCY(%)			0	49	66	67	67	66	64	59	54	49						

7-CI50SS-78 SERIES (78 m³/h)

SUITABLE FOR 7" BOREWELLS

HYDRAULIC PERFORMANCE CURVE AT 2880 rpm **50 Hz | ISO 9906**

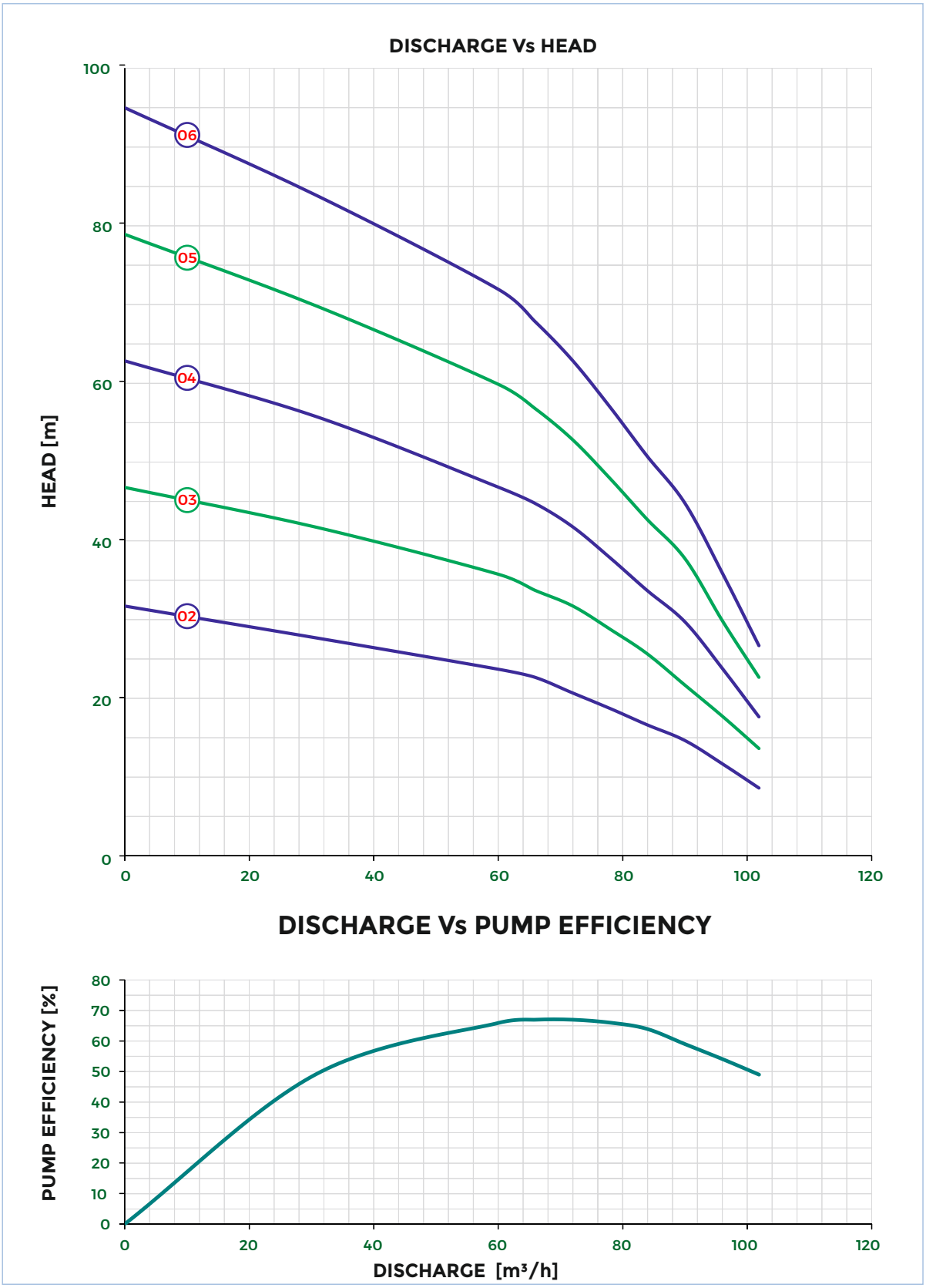

7-CI50SS-78A SERIES (78 m³/h)

SUITABLE FOR 7" BOREWELLS



HYDRAULIC PERFORMANCE CHART AT 2880 rpm

50 Hz | ISO 9906

PUMP-STAGES	STAGES		CAPACITY										POWER		Height mm		Weight Kg	
			Gpm	0	112	220	242	264	286	308	330	352	374						
			Lps	0	8.5	16.7	18.3	20.0	21.7	23.3	25.0	26.7	28.3						
			m³/hr	0	31	60	66	72	78	84	90	96	102						
			Lpm	0	510	1002	1098	1200	1320	1398	1500	1602	1698	HP	kW	P	M	P	M
7-CI50SS-078A-02	2	HEAD [M]	30	26	22	21	19	17	15	13	10	7	10.0	7.5	588	939	26	66
7-CI50SS-078A-03	3		45	39	34	32	30	27	24	20	16	12	12.5	9.3	708	999	34	71
7-CI50SS-078A-04	4		61	52	45	43	40	36	32	28	22	16	17.5	13.0	828	1129	41	82
7-CI50SS-078A-05	5		74	65	55	52	48	43	38	33	25	18	20.0	15.0	948	1179	49	89
7-CI50SS-078A-06	6		89	78	66	62	57	51	45	39	30	21	25.0	18.5	1068	1089	56	86
PUMP EFFICIENCY(%)			0	52	62	62	61	59	55	48	40	30						

7-CI50SS-78A SERIES (78 m³/h)

SUITABLE FOR 7" BOREWELLS

HYDRAULIC PERFORMANCE CURVE AT 2880 rpm **50 Hz | ISO 9906**

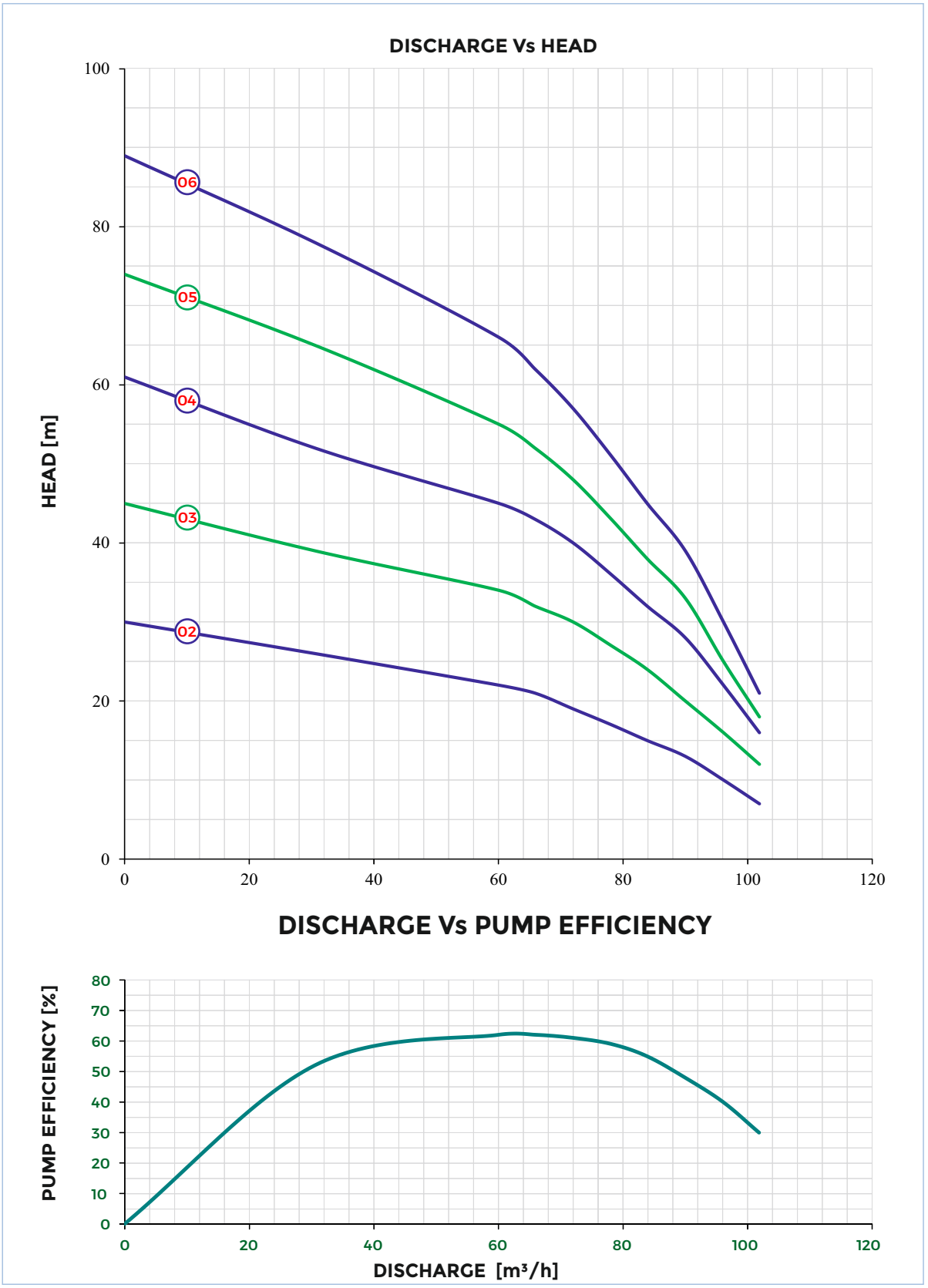

7-CI50SS-096 SERIES (96 m³/h)

SUITABLE FOR 7" BOREWELLS



HYDRAULIC PERFORMANCE CHART AT 2880 rpm

50 Hz | ISO 9906

PUMP-STAGES	STAGES		CAPACITY										POWER		Height mm		Weight Kg	
		Gpm	0	106	220	264	308	352	396	440	484	528						
		Lps	0	8.0	16.7	20.0	23.3	26.7	30.0	33.3	36.7	40.0						
		m³/hr	0	29	60	72	84	96	108	120	132	144						
		Lpm	0	480	1002	1200	1398	1602	1008	1998	2202	2400	HP	kW	P	M	P	M
7-CI50SS-096-02	2	HEAD [M]	34	29	25	24	23	22	20	18	15	9	12.5	9.3	588	999	26	71
7-CI50SS-096-03	3		50	44	38	36	34	32	29	26	22	13	17.5	11.0	708	1129	34	82
7-CI50SS-096-04	4		67	59	51	48	45	42	39	35	30	18	25.0	18.5	828	1089	41	86
7-CI50SS-096-05	5		84	73	64	61	58	54	49	44	37	22	30.0	22.0	948	1159	49	90
PUMP EFFICIENCY(%)			0	32	55	60	64	65	65	64	58	45						

7-CI50SS-096 SERIES (96 m³/h)

SUITABLE FOR 7" BOREWELLS

HYDRAULIC PERFORMANCE CURVE AT 2880 rpm **50 Hz | ISO 9906**

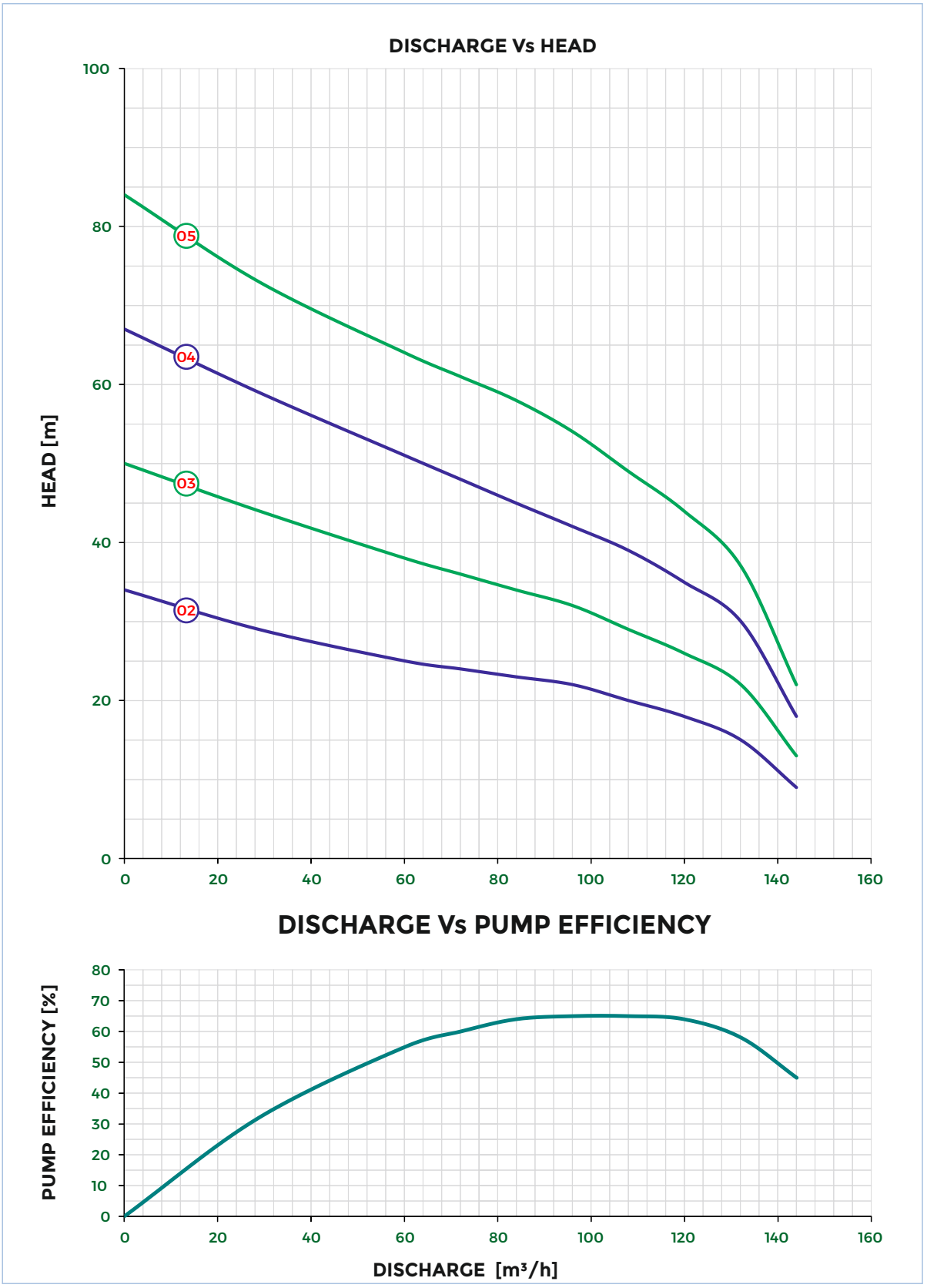

7-CI50SS-096A SERIES (96 m³/h)

SUITABLE FOR 7" BOREWELLS



HYDRAULIC PERFORMANCE CHART AT 2880 rpm

50 Hz | ISO 9906

PUMP-STAGES	STAGES		CAPACITY										POWER		Height mm		Weight Kg	
		Gpm	0	106	220	264	308	352	396	440	484	528						
		Lps	0	8	16.7	20.0	23.3	26.7	30.0	33.3	36.7	40.0						
		m³/hr	0	29	60	72	84	96	108	120	132	144						
		Lpm	0	480	1002	1200	1398	1602	1008	1998	2202	2400	HP	kW	P	M	P	M
7-CI50SS-096A-02	2	HEAD [M]	31	27	23	22	20	18	15	13	10	5	10.0	7.5	588	939	26	66
7-CI50SS-096A-03	3		47	41	35	33	30	27	23	19	15	8	15.0	11.0	708	1079	34	78
7-CI50SS-096A-04	4		63	55	47	44	40	36	31	25	20	11	20.0	15.0	828	1179	41	89
7-CI50SS-096A-05	5		78	68	58	55	50	45	38	32	25	13	25.0	18.5	948	1089	49	86
7-CI50SS-096A-06	6		94	82	70	66	60	54	46	38	30	16	30.0	22.0	1068	1159	56	90
PUMP EFFICIENCY(%)			0	34	59	64	67	68	68	63	53	36						

7-CI50SS-096A SERIES (96 m³/h)

SUITABLE FOR 7" BOREWELLS

HYDRAULIC PERFORMANCE CURVE AT 2880 rpm **50 Hz | ISO 9906**

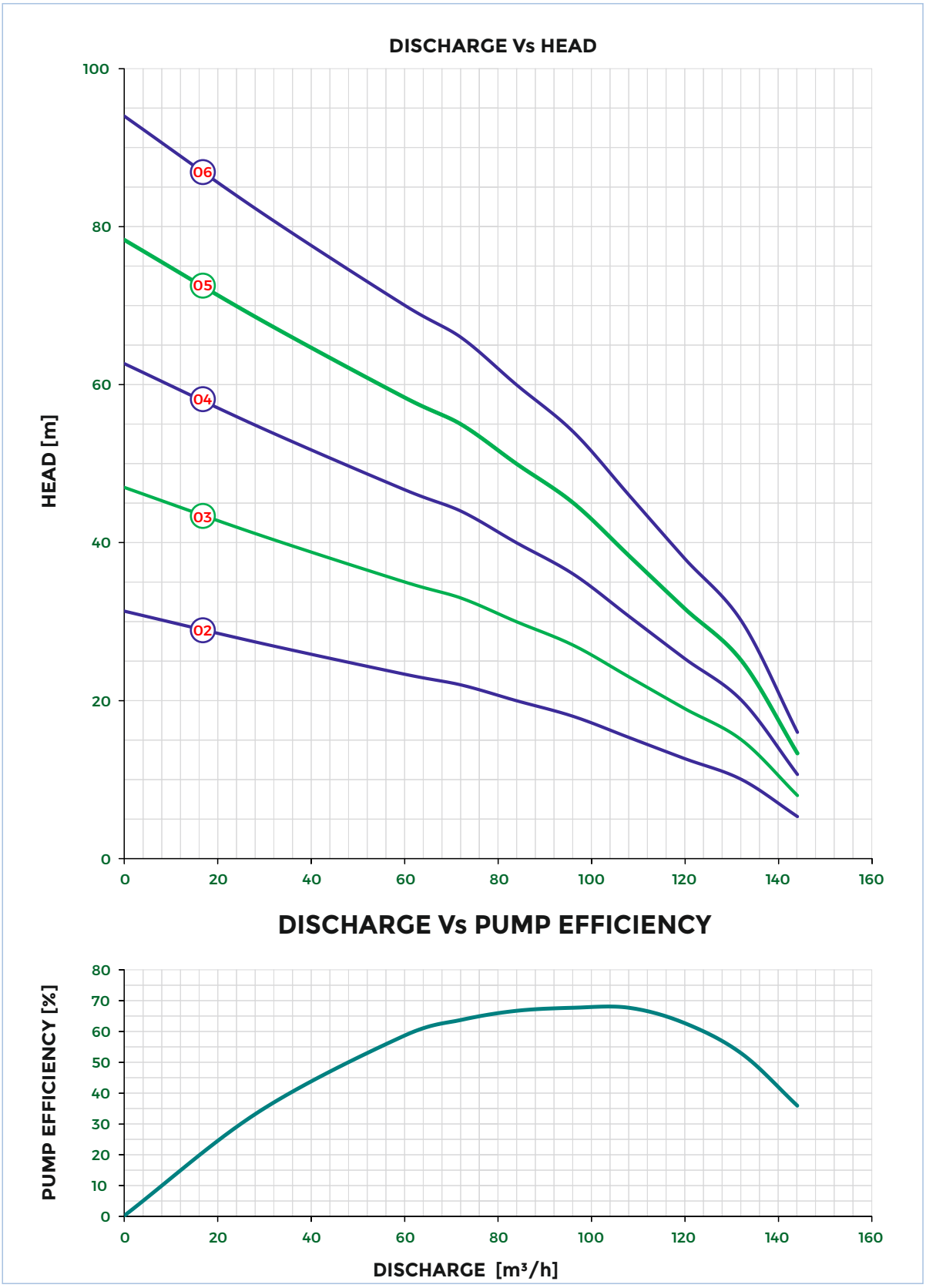


AQUA GROUP

8-CI50SS PUMP WITH 8" MOTOR (MIXED FLOW)

SUITABLE FOR 8" BOREWELLS

SECTIONAL VIEW WITH MATERIAL OF CONSTRUCTION

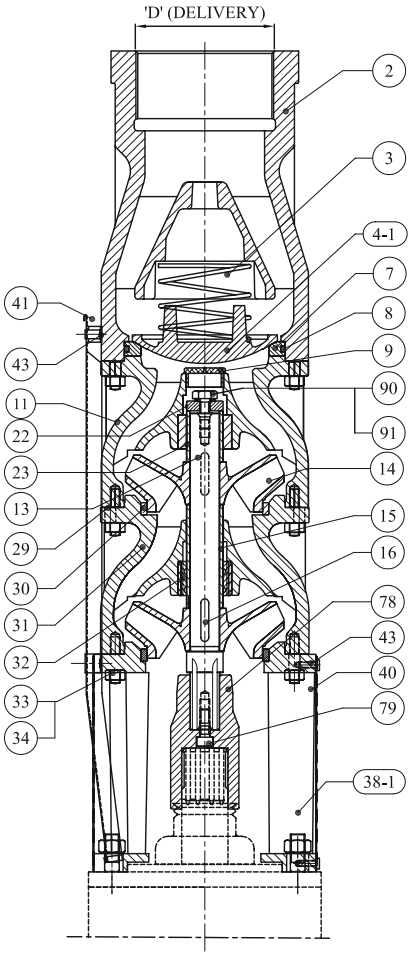

P.No.	PART NAME	MATERIAL
2	VALVE CASING	CAST IRON
3	SPRING	SPRING STEEL
4-1	NON RETURN VALVE	BRONZE
7	VALVE METAL SEAT	BRONZE
8	"O" RING	NITRILE RUBBER
9	DUMMY	LDPE
11	TOP BOWL ASSY.	CAST IRON WITH BRONZE BUSH
13	PUMP SHAFT	STAINLESS STEEL AISI 420
14	IMPELLER	SS, CF8/CA15
15	DISTANCE PIECE	STAINLESS STEEL AISI 410
16	KEY (IMPELLER)	STAINLESS STEEL AISI 410
22	COLLAR	STAINLESS STEEL AISI 410
23	SLEEVE (TOP)	STAINLESS STEEL AISI 410
29	GASKET	GASKET PAPER
30	WEAR RING	BRONZE
31	STAGE BOWL	CAST IRON
32	BEARING BUSH (MS&RUBBER)	MILD STEEL & RUBBER
33	STUD (BOWL)	STAINLESS STEEL AISI 304
34	NUT (BOWL)	STAINLESS STEEL AISI 304
38-1	INLET BRACKET	CAST IRON
40	STRAINER	STAINLESS STEEL AISI 304
41	CABLE GUARD	STAINLESS STEEL AISI 304
43	SCREW	STAINLESS STEEL AISI 304
78	COUPLING	STAINLESS STEEL AISI 410
79	HEX.SH.CAP SCREW	STAINLESS STEEL AISI 410
90	SPRING WASHER	SPRING STEEL
91	HEXAGONAL BOLT (SHAFT TOP)	STAINLESS STEEL AISI 410

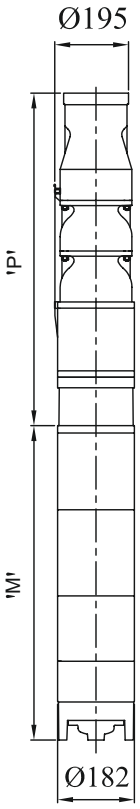

TYPE	'D' DELIVERY
8- CI50SS-070	4" BSP
8- CI50SS-075	4" BSP
8- CI50SS-105	5" BSP

8-CI50SS-070 SERIES (70 m³/h)

SUITABLE FOR 8" BOREWELLS



HYDRAULIC PERFORMANCE CHART AT 2880 rpm

50 Hz | ISO 9906

PUMP-STAGES	STAGES	CAPACITY											POWER		Height mm		Weight Kg	
		Gpm	0	132	154	176	198	220	264	308	352	396						
		Lps	0	10	11.7	13.3	15	16.7	20	23.3	26.7	30						
		m³/hr	0	36	42	48	54	60	72	84	96	108						
		Lpm	0	600	7000	800	900	1000	1200	1400	1600	1800	HP	kW	P	M	P	M
8-CI50SS-070-02	2	HEAD [M]	40	36	35	35	34	33	31	28	24	19	15.0	11.0	672	1010	44	118
8-CI50SS-070-03	3		60	54	53	52	51	50	47	42	36	29	20.0	15.0	792	1060	54	128
8-CI50SS-070-04	4		79	72	70	69	68	66	62	56	48	39	30.0	22.0	912	1160	64	148
8-CI50SS-070-05	5		99	89	88	86	85	83	78	70	60	49	35.0	26.0	1032	1210	74	158
8-CI50SS-070-06	6		119	107	105	104	102	99	93	84	72	58	40.0	30.0	1152	1260	84	168
8-CI50SS-070-07	7		139	125	123	121	119	116	109	99	85	68	50.0	37.0	1272	1360	94	188
8-CI50SS-070-08	8		159	143	140	138	136	132	124	112	96	78	50.0	37.0	1392	1360	104	188
8-CI50SS-070-09	9		179	161	158	155	153	149	140	126	108	87	60.0	45.0	1512	1430	114	198
8-CI50SS-070-10	10		199	179	176	173	170	166	156	141	121	97	70.0	52.0	1632	1530	124	218
8-CI50SS-070-11	11		218	196	193	190	186	182	171	155	133	107	80.0	60.0	1752	1530	134	218
8-CI50SS-070-12	12		238	214	211	207	203	199	187	169	145	116	80.0	60.0	1872	1530	144	218
8-CI50SS-070-13	13		258	232	228	224	220	215	202	183	157	126	100.0	75.0	1992	1580	154	228
PUMP EFFICIENCY(%)			0	52	58	62	64	66	68	67	65	58						

8-CI50SS-070 SERIES (70 m³/h)

SUITABLE FOR 8" BOREWELLS

HYDRAULIC PERFORMANCE CURVE AT 2880 rpm **50 Hz | ISO 9906**

DISCHARGE Vs HEAD

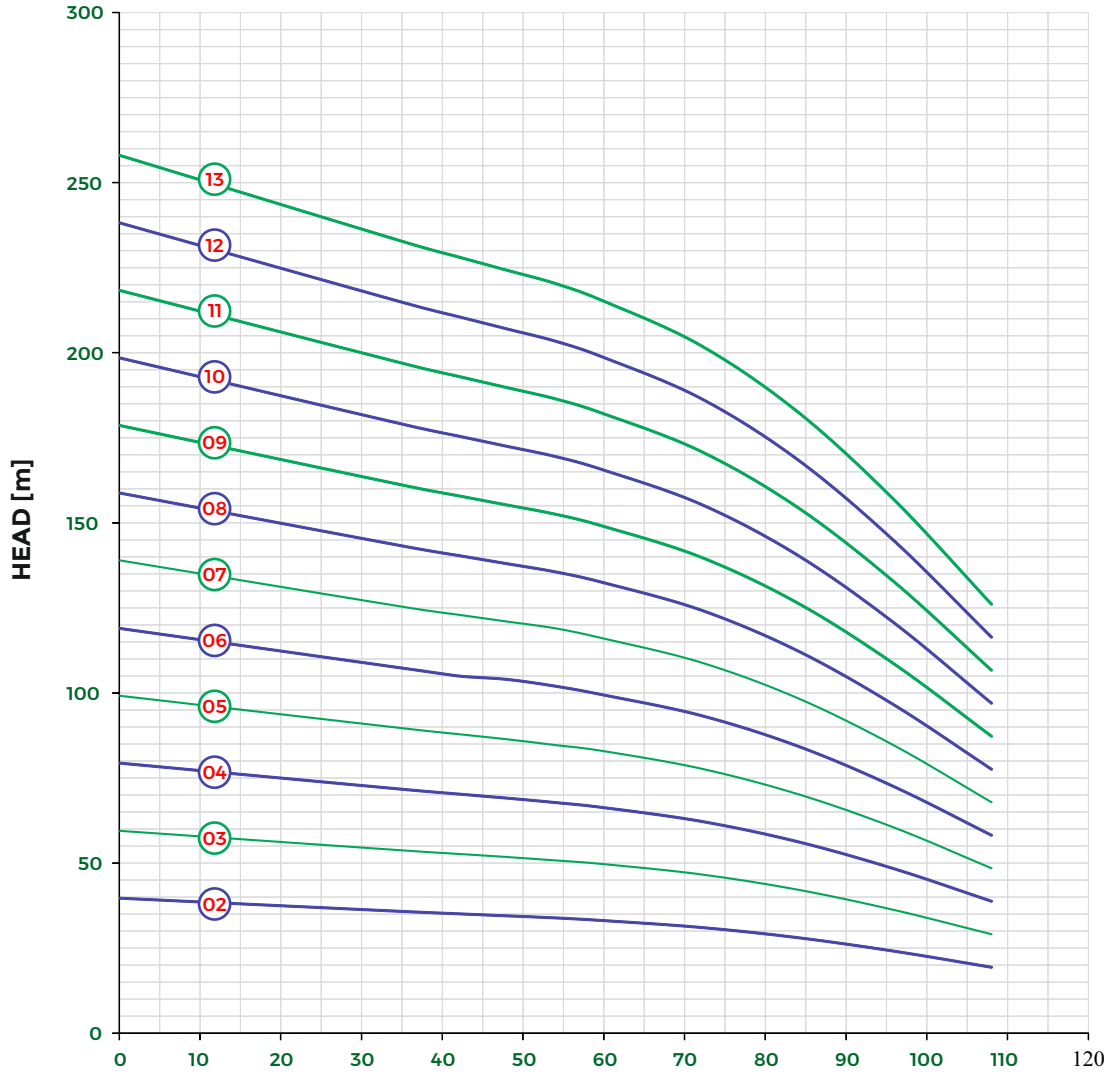

DISCHARGE Vs PUMP EFFICIENCY

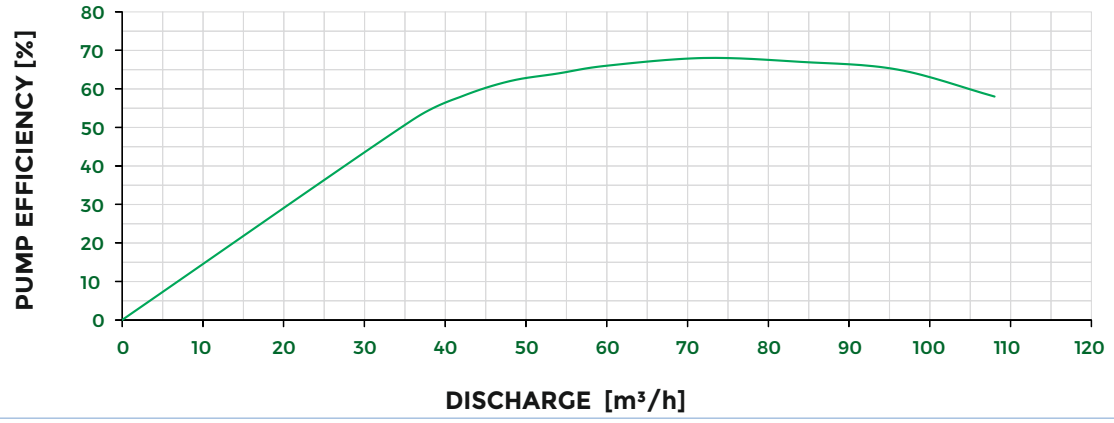

8-CI50SS-075 SERIES (75 m³/h)

SUITABLE FOR 8" BOREWELLS



HYDRAULIC PERFORMANCE CHART AT 2880 rpm

50 Hz | ISO 9906

PUMP-STAGES	STAGES	CAPACITY										POWER		Height mm		Weight Kg	
		Gpm	0	176	198	220	264	308	352	396	440						
		Lps	0	13	15.0	16.7	20.0	23.3	26.7	30.0	33.3						
		Lpm	0	48	54	60	72	84	96	108	120						
		m³/hr	0	800	900	1000	1200	1400	1600	1800	2000	HP	kW	P	M	P	M
8-CI50SS-075-02	2	HEAD [M]	48	41	40	39	36	32	28	24	10	15.0	11.0	829	1010	52	118
8-CI50SS-075-03	3		71	61	60	58	54	48	42	35	15	20.0	15.0	984	1060	67	128
8-CI50SS-075-04	4		95	82	80	78	72	64	56	47	20	30.0	22.0	1139	1160	82	148
8-CI50SS-075-05	5		119	102	100	97	90	80	70	59	25	35.0	26.0	1294	1210	97	158
8-CI50SS-075-06	6		142	122	120	116	108	96	84	70	30	40.0	30.0	1449	1260	112	168
8-CI50SS-075-07	7		166	143	140	136	126	112	98	82	35	50.0	37.0	1604	1360	127	188
8-CI50SS-075-08	8		190	163	160	155	144	128	112	94	40	60.0	45.0	1759	1430	142	198
8-CI50SS-075-09	9		214	185	180	176	162	144	126	106	45	60.0	45.0	1914	1430	157	198
8-CI50SS-075-10	10		238	205	200	195	180	160	140	118	50	70.0	52.0	2069	1430	172	218
8-CI50SS-075-11	11		261	226	220	215	198	176	154	129	55	80.0	60.0	2224	1430	187	218
8-CI50SS-075-12	12		285	246	240	234	216	192	168	141	60	100.0	75.0	2379	1430	202	228
8-CI50SS-075-13	13		309	267	260	254	234	208	182	153	65	100.0	75.0	2534	1430	217	228
8-CI50SS-075-14	14		333	287	280	273	252	224	196	165	70	100.0	75.0	2689	1430	232	228
PUMP EFFICIENCY(%)			0	60	65	68	71	72	69	64	35						

8-CI50SS-075 SERIES (75 m³/h)

SUITABLE FOR 8" BOREWELLS

HYDRAULIC PERFORMANCE CURVE AT 2880 rpm **50 Hz | ISO 9906**

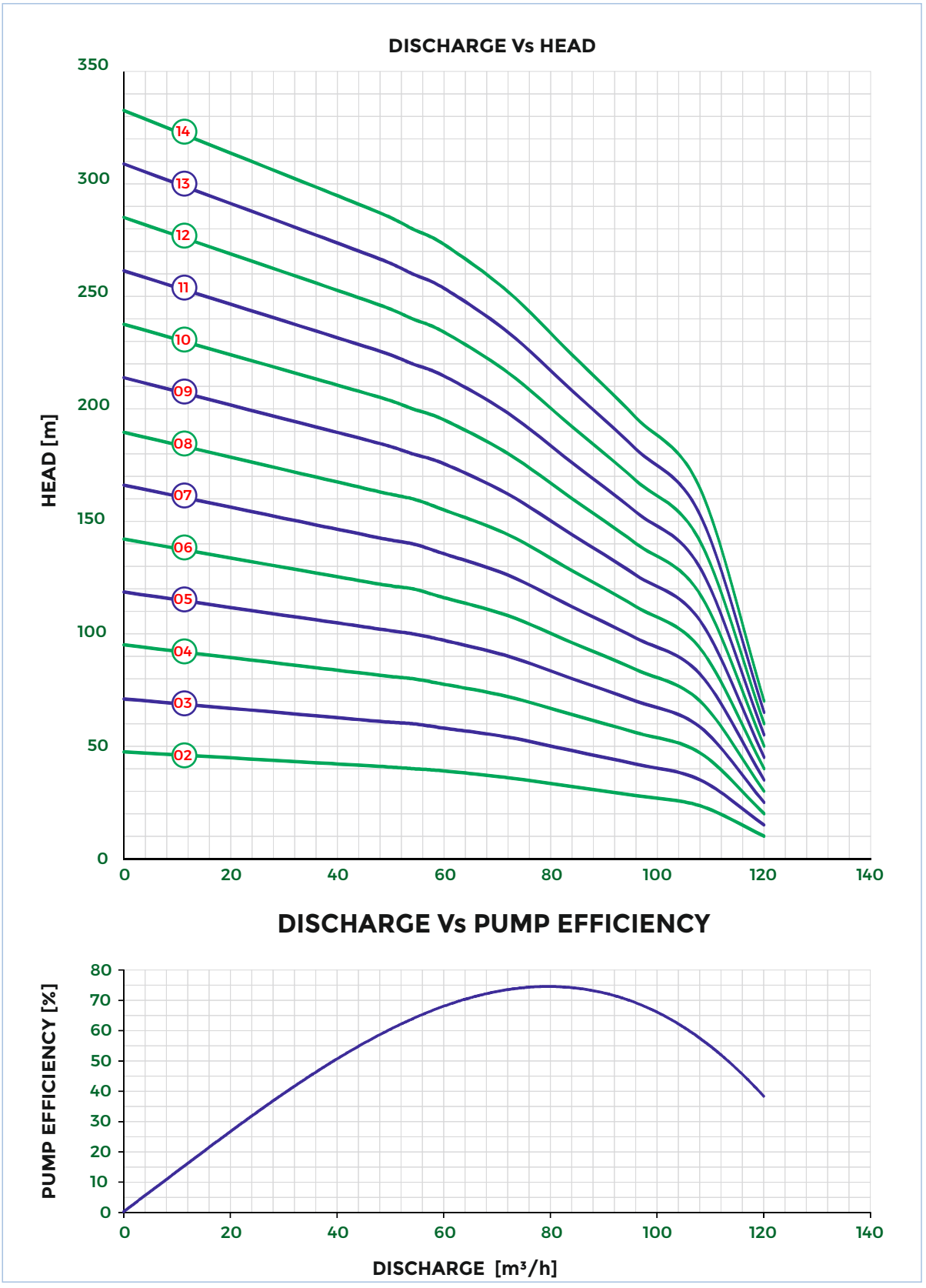

8-CI50SS-100A SERIES (100 m³/h)

SUITABLE FOR 8" BOREWELLS



HYDRAULIC PERFORMANCE CHART AT 2880 rpm

50 Hz | ISO 9906

PUMP-STAGES	STAGES		CAPACITY										POWER		Height mm		Weight Kg	
		Gpm	0	106	176	220	264	308	352	396	440	484						
		Lps	0	8	13.3	16.7	20.0	23.3	26.7	30.0	33.3	36.7						
		m³/hr	0	29	48	60	72	84	96	108	120	132						
		Lpm	0	480	789	1002	1200	1398	1602	1800	1998	2202	HP	kW	P	M	P	M
8-CI50SS-100A/02	2	HEAD [M]	45	44	43	41	39	37	35	31	27	23	17.5	13.0	721	1035	48	123
8-CI50SS-100A/03	3		68	66	64	62	59	56	52	47	41	35	25.0	18.5	851	1110	60	138
8-CI50SS-100A/04	4		91	88	85	83	79	79	69	63	55	47	35.0	26.0	981	1210	72	158
8-CI50SS-100A/05	5		113	110	107	103	98	93	87	78	68	58	50.0	37.0	1111	1360	84	188
PUMP EFFICIENCY(%)			0	45	60	66	70	71	70	68	63	56						

8-CI50SS-100A SERIES (100 m³/h)

SUITABLE FOR 8" BOREWELLS

HYDRAULIC PERFORMANCE CURVE AT 2880 rpm **50 Hz | ISO 9906**

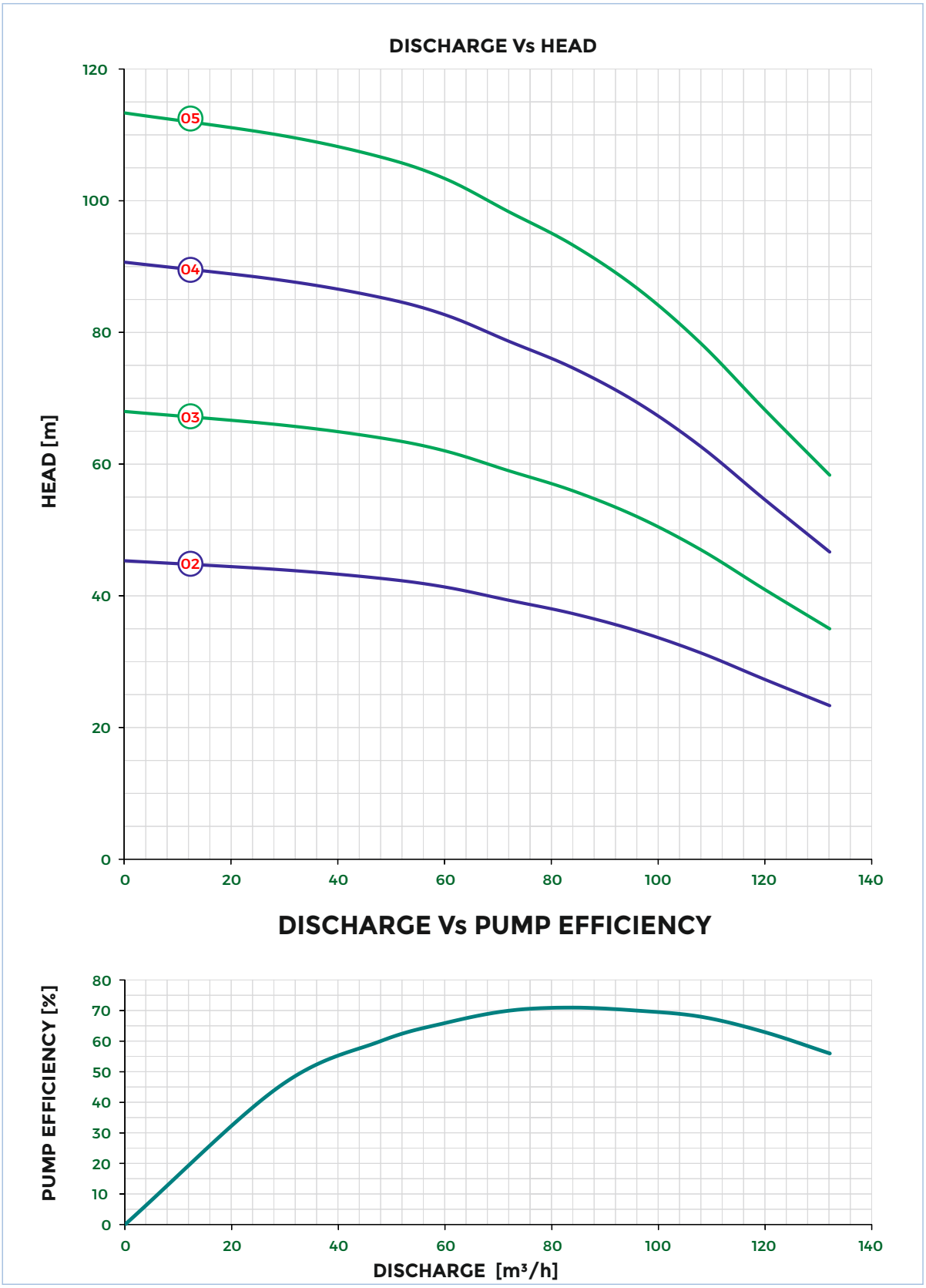

8-CI50SS-105 SERIES (105 m³/h)

SUITABLE FOR 8" BOREWELLS



HYDRAULIC PERFORMANCE CHART AT 2880 rpm

50 Hz | ISO 9906

PUMP-STAGES	STAGES	CAPACITY										POWER		Height mm		Weight Kg	
		Gpm	0	220	264	308	352	396	462	528	594						
		Lps	0	16.7	20.0	23.3	26.7	30.0	35.0	40.0	45.0						
		m³/hr	0	60	72	84	96	108	126	144	162						
		Lpm	0	1000	1200	1400	1600	1800	2100	2400	2700	HP	kW	P	M	P	M
8-CI50SS-105-01	1	HEAD [M]	27	23	22	22	21	19	16	13	7	10	7.5	591	935	36	103
8-CI50SS-105-02	2		53	46	44	43	41	38	32	26	14	20	15.0	721	1060	48	128
8-CI50SS-105-03	3		79	68	66	64	61	56	48	38	20	30	22.0	851	1160	60	148
8-CI50SS-105-04	4		106	91	88	86	82	75	64	51	27	40	30.0	981	1260	72	168
8-CI50SS-105-05	5		132	114	110	107	102	94	80	64	34	50	37.0	1111	1360	84	188
8-CI50SS-105-06	6		159	138	133	129	123	114	96	78	42	60	45.0	1241	1430	96	198
8-CI50SS-105-07	7		186	161	155	151	144	133	112	91	49	70	52.0	1371	1530	108	198
8-CI50SS-105-08	8		212	184	178	172	164	152	128	104	56	80	60.0	1501	1530	120	218
8-CI50SS-105-09	9		239	207	200	194	185	171	144	117	63	100	75.0	1631	1580	132	228
8-CI50SS-105-10	10		265	230	222	215	205	190	160	130	70	100	75.0	1761	1580	144	228
PUMP EFFICIENCY(%)			0	62	68	71	72	72	70	64	52						

8-CI50SS-105 SERIES (105 m³/h)

SUITABLE FOR 8" BOREWELLS

HYDRAULIC PERFORMANCE CURVE AT 2880 rpm **50 Hz | ISO 9906**

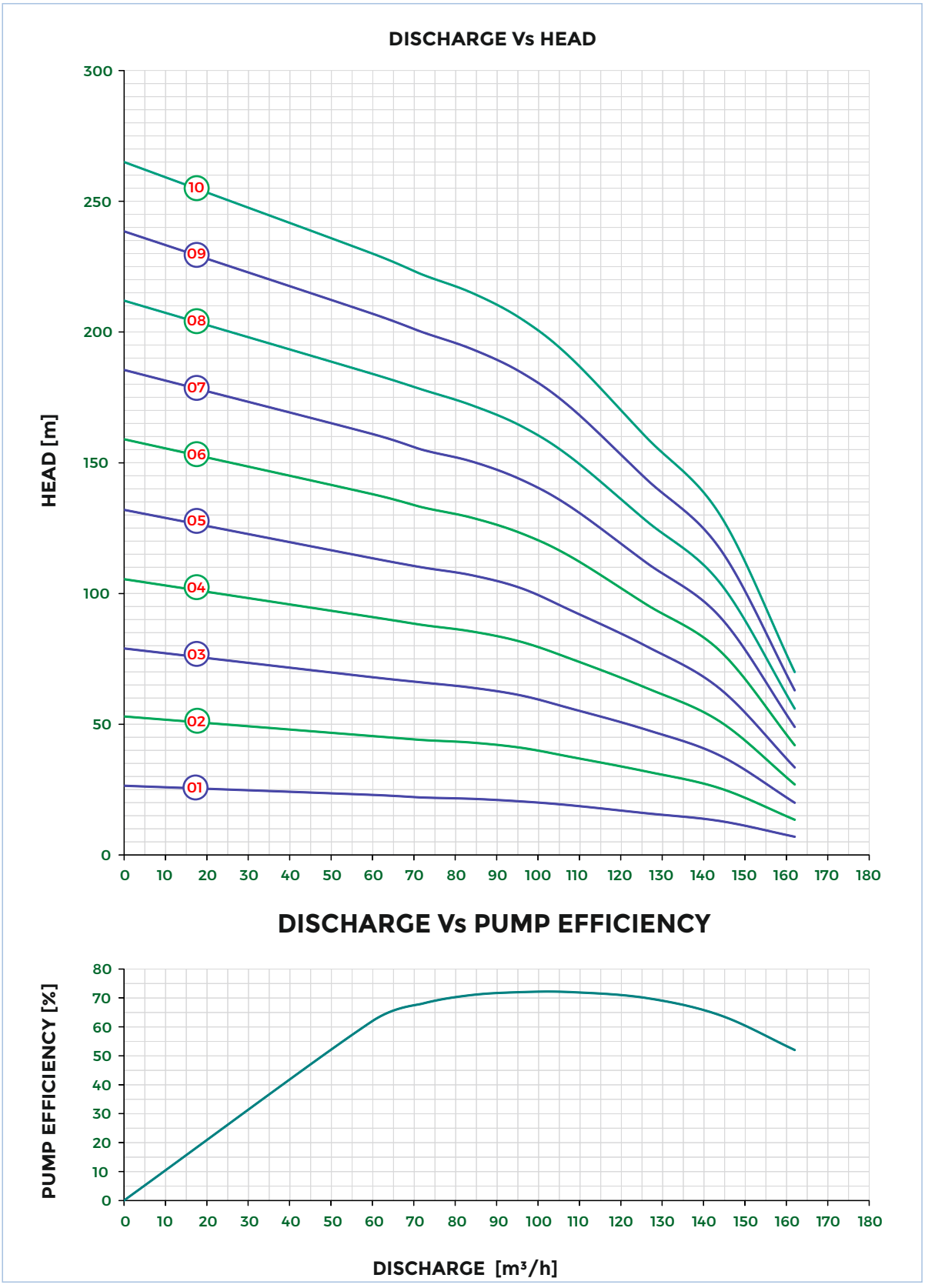

SUBMERSIBLE PUMPS



9-CI50SS PUMP WITH 8" MOTOR (MIXED FLOW)

SUITABLE FOR 9" BOREWELLS

SECTIONAL VIEW WITH MATERIAL OF CONSTRUCTION

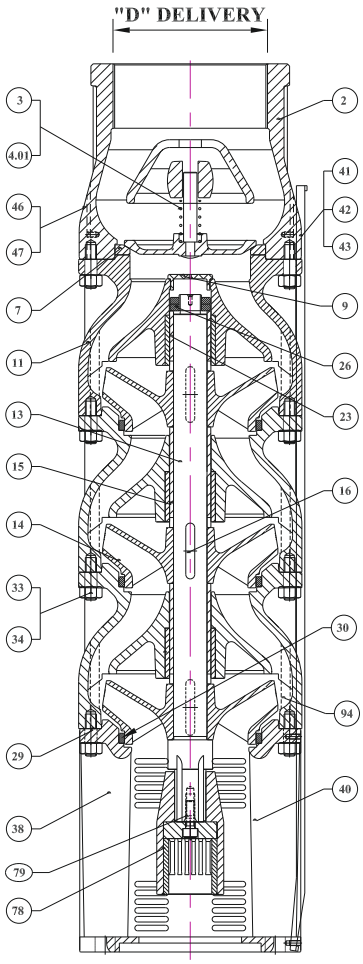

P.No.	PART NAME	MATERIAL
2	VALVE CASING	CAST IRON
3	SPRING	SPRING STEEL
4.01	NON RETURN VALVE	CAST IRON
7	VALVE METAL SEAT	BRONZE
9	DUMMY	LDPE
11	TOP BOWL ASSY.	CAST IRON WITH BROZE BUSH
13	PUMP SHAFT	STAINLESS STEEL AISI 420
14	IMPELLER	SS, CF8/CA15
15	DISTANCE PIECE	STAINLESS STEEL AISI 410
16	KEY (IMP)	STAINLESS STEEL AISI 410
23	SLEEVE (TOP)	STAINLESS STEEL AISI 410
26	LOCK NUT	STAINLESS STEEL AISI 410
29	GASKET	GASKET PAPER
30	WEAR RING	BRONZE
33	STUD (BOWL)	STAINLESS STEEL AISI 304
34	NUT (BOWL)	STAINLESS STEEL AISI 304
38	INLET BRACKET	CAST IRON
40	STRAINER	STAINLESS STEEL AISI 304
41	CABLE GUARD	STAINLESS STEEL AISI 304
42	CABLE GUARD CLIP	STAINLESS STEEL AISI 304
43	CSK SCREW	STAINLESS STEEL AISI 304
78	COUPLING	STAINLESS STEEL AISI 410
79	HEX. SH. CAP SCREW	STAINLESS STEEL AISI 304
94	INTERMEDIATE BOWL ASSY	CAST IRON WITH BROZE BUSH

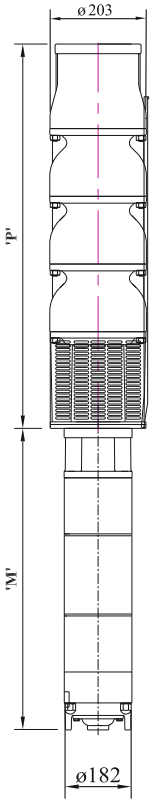

TYPE	'D' DELIVERY
9-CI50SS-130B	5" BSP

9-CI50SS-130B SERIES (130 m³/h)

SUITABLE FOR 9" BOREWELLS



HYDRAULIC PERFORMANCE CHART AT 2880 rpm

50 Hz | ISO 9906

PUMP-STAGES	STAGES		CAPACITY										POWER		Height mm		Weight Kg	
		Gpm	0	132	220	308	396	440	484	572	660	704						
		Lps	0	10.0	16.7	23.3	30.0	33.3	36.7	43.3	50.0	53.3						
		m³/hr	0	36.0	60.0	84.0	108.0	120.0	132.0	156.0	180.0	192.0						
		Lpm	0	600	1000	1400	1800	2000	2200	2600	3000	3200	HP	kW	P	M	P	M
9-CI50SS-130B-01	1	HEAD [M]	28	25	24	22	21	20	19	16	12	8	12.5	9.3	515	960	37	108
9-CI50SS-130B-02	2		56	50	47	44	41	39	37	31	23	16	25.0	18.5	655	1110	52	138
9-CI50SS-130B-03	3		84	75	71	66	62	59	56	47	35	24	40.0	30.0	795	1260	67	168
9-CI50SS-130B-04	4		112	100	94	88	82	78	74	62	46	32	50.0	37.0	935	1360	82	188
9-CI50SS-130B-05	5		140	125	118	110	103	98	93	78	58	40	70.0	52.0	1075	1530	97	218
9-CI50SS-130B-06	6		168	150	141	132	123	117	111	93	69	48	80.0	60.0	1215	1530	112	218
9-CI50SS-130B-07	7		196	175	165	154	144	137	130	109	81	56	100	75.0	1355	1580	127	228
9-CI50SS-130B-08	8		224	200	188	176	164	156	148	124	92	64	100	75.0	1495	1580	142	228
PUMP EFFICIENCY(%)			0	38	51	60	65	67	68	65	56	51						

9-CI50SS-130B SERIES (130 m³/h)

SUITABLE FOR 9" BOREWELLS

HYDRAULIC PERFORMANCE CURVE AT 2880 rpm **50 Hz | ISO 9906**

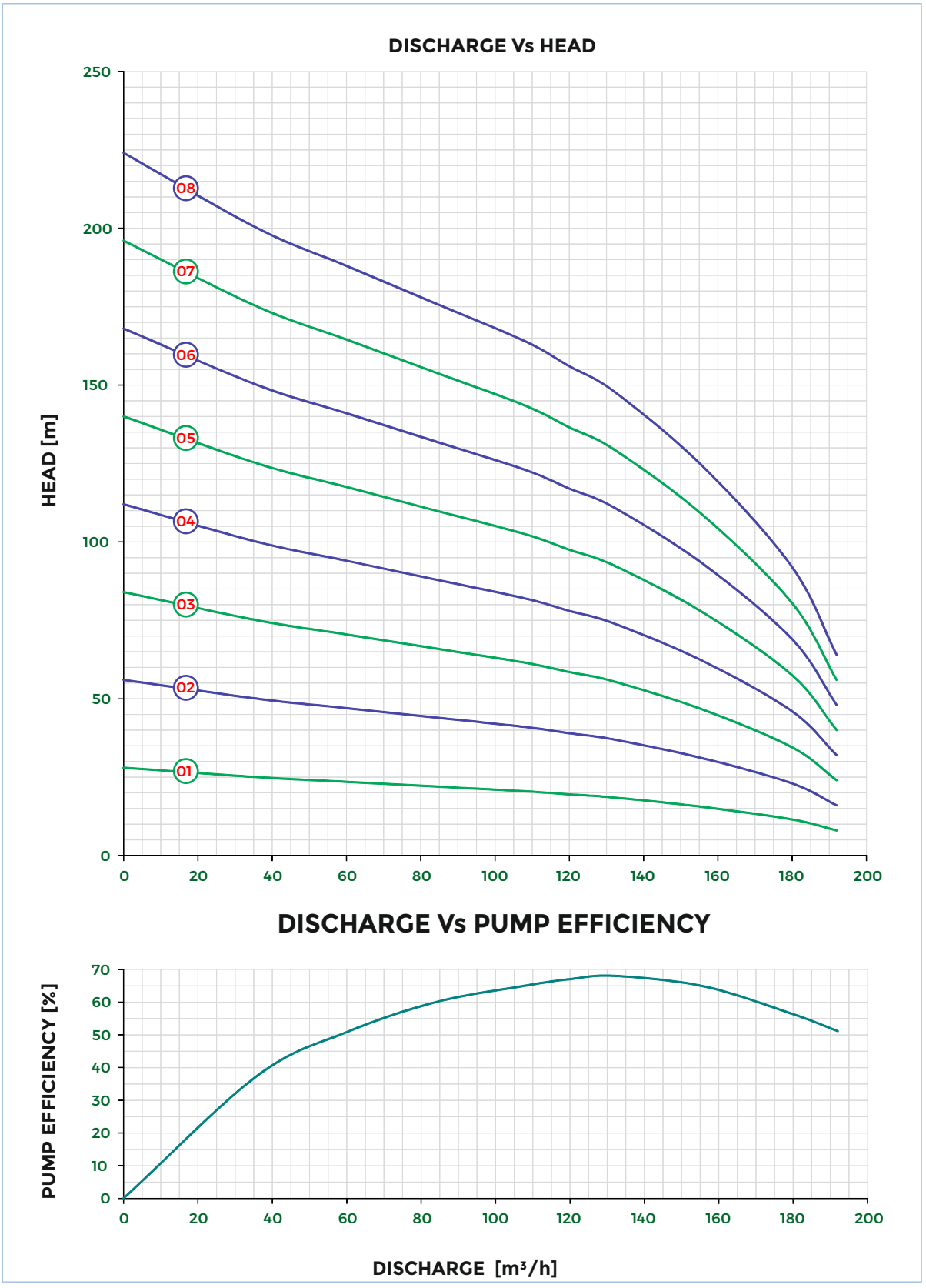


AQUA GROUP

10-CI50S PUMP WITH 8" MOTOR (MIXED FLOW)

SUITABLE FOR 10" BOREWELLS

SECTIONAL VIEW WITH MATERIAL OF CONSTRUCTION

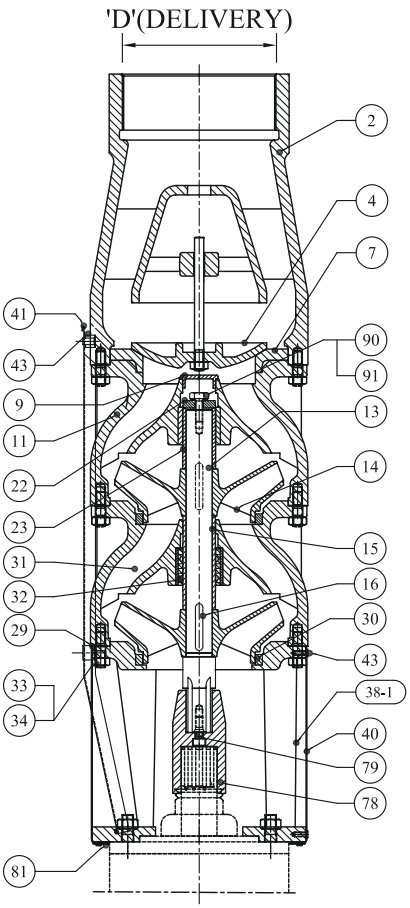

P.No.	PART NAME	MATERIAL
2	VALVE CASING	CAST IRON
3	SPRING	SPRING STEEL
4-1	NON RETURN VALVE	BRONZE
7	VALVE METAL SEAT	BRONZE
8	"O" RING	NITRILE RUBBER
9	DUMMY	LDPE
11	TOP BOWL ASSY.	CAST IRON WITH BRONZE BUSH
13	PUMP SHAFT	STAINLESS STEEL AISI 420
14	IMPELLER	SS, CF8/CA15
15	DISTANCE PIECE	STAINLESS STEEL AISI 410
16	KEY (IMPELLER)	STAINLESS STEEL AISI 410
22	COLLAR	STAINLESS STEEL AISI 410
23	SLEEVE (TOP)	STAINLESS STEEL AISI 410
29	GASKET	GASKET PAPER
30	WEAR RING	BRONZE
31	STAGE BOWL	CAST IRON
32	BEARING BUSH (MS&RUBBER)	MILD STEEL & RUBBER
33	STUD (BOWL)	STAINLESS STEEL AISI 304
34	NUT (BOWL)	STAINLESS STEEL AISI 304
38-1	INLET BRACKET	CAST IRON
40	STRAINER	STAINLESS STEEL AISI 304
41	CABLE GUARD	STAINLESS STEEL AISI 304
43	SCREW	STAINLESS STEEL AISI 304
78	COUPLING	STAINLESS STEEL AISI 410
79	HEX.SH.CAP SCREW	STAINLESS STEEL AISI 410
90	SPRING WASHER	SPRING STEEL
91	HEXAGONAL BOLT (SHAFT TOP)	STAINLESS STEEL AISI 410

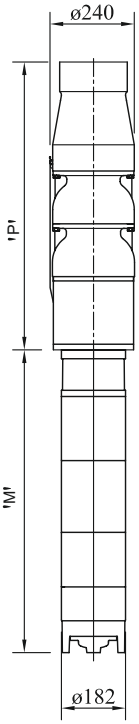

TYPE	'D' DELIVERY
10-CI50S-190B	6" BSP
10-CI50S-230B	6" BSP

10-CI50S-190C SERIES (190 m³/h)

SUITABLE FOR 10" BOREWELLS



HYDRAULIC PERFORMANCE CHART AT 2880 rpm

50 Hz | ISO 9906

PUMP-STAGES	STAGES	CAPACITY								POWER		Height mm		Weight Kg	
		Gpm	0	132	264	396	528	660	792						
		Lps	0	10	20	30.0	40.0	50.0	60.0						
		m³/hr	0	36	72	108	144	180	216						
		Lpm	0	600	1200	1800	2400	3000	3600	HP	kW	P	M	P	M
10-CI50S-190C-01	1	HEAD [M]	26	24	22	19	15	10	4	12.5	9.3	674	961	63	108
10-CI50S-190C-02	2		52	48	44	38	29	19	8	25.0	18.5	829	1111	81	138
10-CI50S-190C-03	3		78	72	66	57	44	29	12	40.0	30.0	984	1261	99	168
10-CI50S-190C-04	4		104	96	88	76	58	38	16	50.0	37.0	1139	1361	117	188
10-CI50S-190C-05	5		130	120	110	95	73	48	20	60.0	45.0	1294	1431	135	198
10-CI50S-190C-06	6		156	144	132	114	87	57	24	75.0	55.0	1449	1635	153	232
10-CI50S-190C-07	7		182	168	154	133	102	67	28	85.0	63.5	1604	1635	171	232
10-CI50S-190C-08	8		208	192	176	152	116	76	32	90.0	67.0	1759	1635	189	232
10-CI50S-190C-09	9		234	216	198	171	131	86	36	100.0	75.0	1914	1635	207	232
10-CI50S-190C-10	10		260	240	220	190	145	95	40	110.0	82.5	2069	1635	225	232
10-CI50S-190C-11	11		286	264	242	209	160	105	44	125.0	93.5	2224	1635	243	232
PUMP EFFICIENCY(%)			0	26	48	63	70	65	46						

10-CI50S-190C SERIES (190 m³/h)

SUITABLE FOR 10" BOREWELLS

HYDRAULIC PERFORMANCE CURVE AT 2880 rpm **50 Hz | ISO 9906**

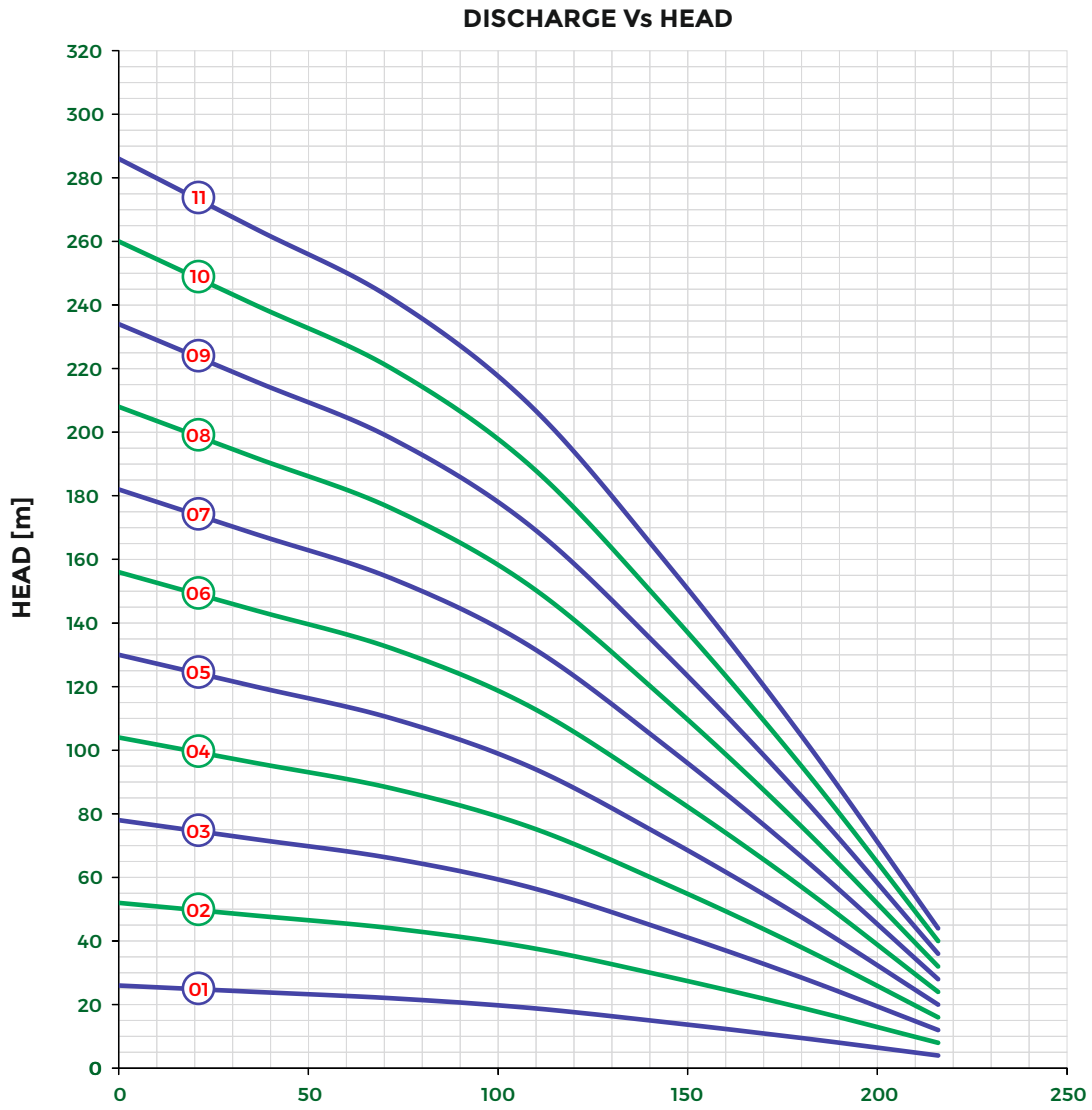

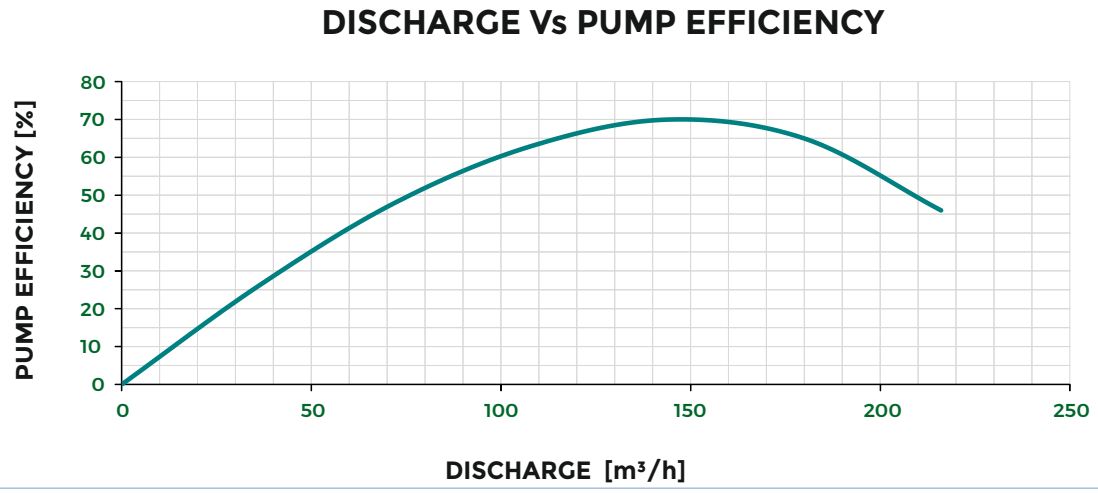

10-CI50S-230A&B SERIES (230 m³/h)

SUITABLE FOR 10" BOREWELLS



HYDRAULIC PERFORMANCE CHART AT 2880 rpm

50 Hz | ISO 9906

PUMP-STAGES	STAGES	CAPACITY										POWER		Height mm		Weight Kg	
		Gpm	0	264	396	528	660	792.0	924.0	1056	1100						
		Lps	0	20.0	30.0	40.0	50.0	60.0	70.0	80.0	83.0						
		m³/hr	0	72.0	108.0	144.0	180.0	216.0	252.0	288.0	300.0						
		Lpm	0	1200	1800	2400	3000	3600	4200	4800	5000	HP	kW	P	M	P	M
10-CI50S-230A-01	1	HEAD [M]	37	32	30	28	24	21	18	14	8	25.0	18.5	674	1111	63	138
10-CI50S-230B-02	2		61	53	50	45	40	34	29	22	12	40.0	30.0	829	1261	81	168
10-CI50S-230A-02	2		74	64	60	55	48	41	35	27	15	50.0	37.0	829	1361	81	188
10-CI50S-230B-03	3		91	78	74	67	59	50	43	33	18	60.0	45.0	984	1431	99	198
10-CI50S-230A-03	3		111	96	90	83	72	62	53	41	23	75.0	55.0	984	1635	99	232
10-CI50S-230B-04	4		126	109	102	94	82	70	60	46	26	85.0	63.7	1139	1635	117	232
10-CI50S-230A-04	4		148	128	120	110	96	82	70	54	30	100.0	75.0	1139	1635	117	232
10-CI50S-230A-05	5		185	160	150	138	120	103	88	68	38	125.0	93.0	1294	1635	135	232
PUMP EFFICIENCY(%)			0	35	48	57	62	66	65	56	40						

10-CI50S-230A&B SERIES (230 m³/h)

SUITABLE FOR 10" BOREWELLS

HYDRAULIC PERFORMANCE CURVE AT 2880 rpm **50 Hz | ISO 9906**

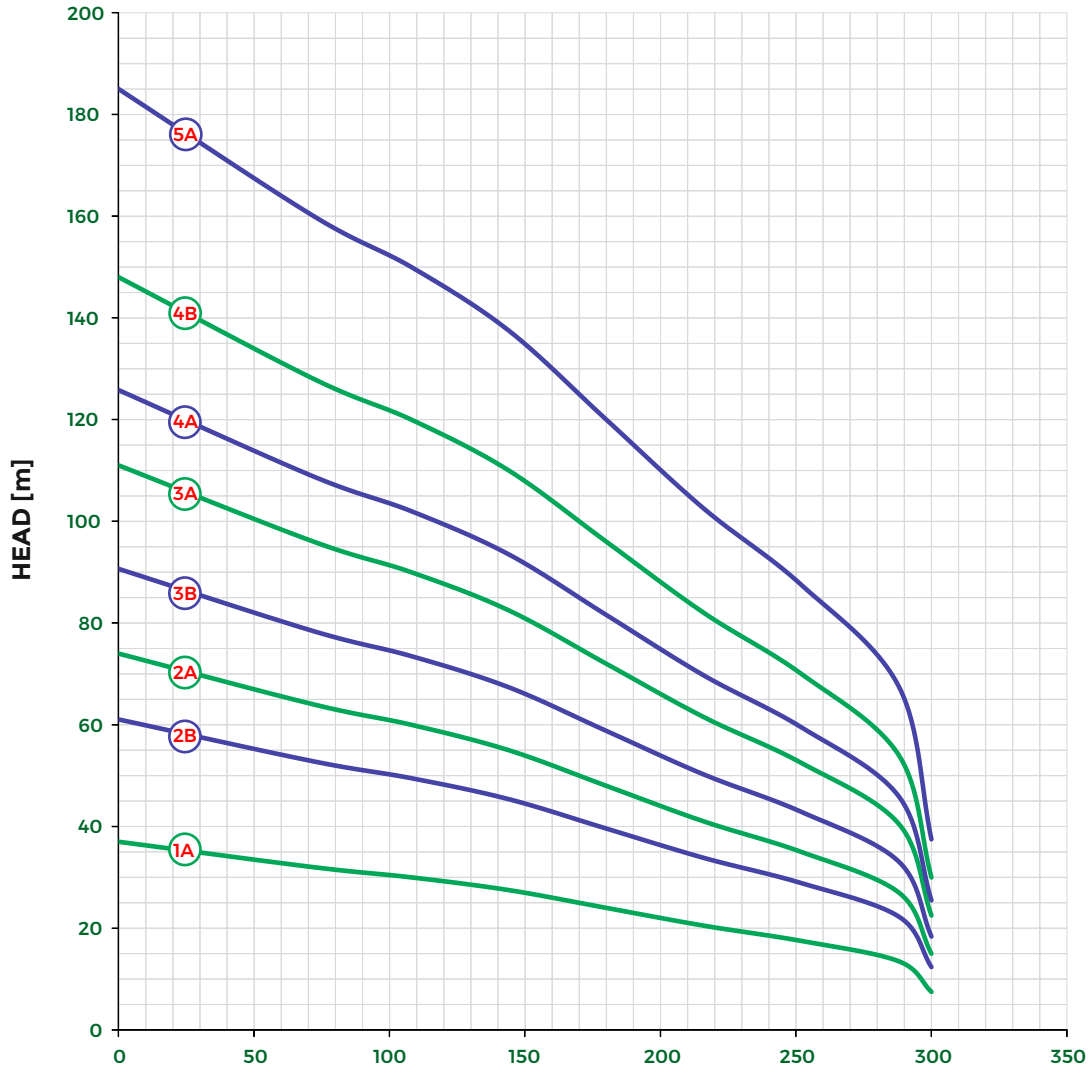

DISCHARGE Vs PUMP EFFICIENCY

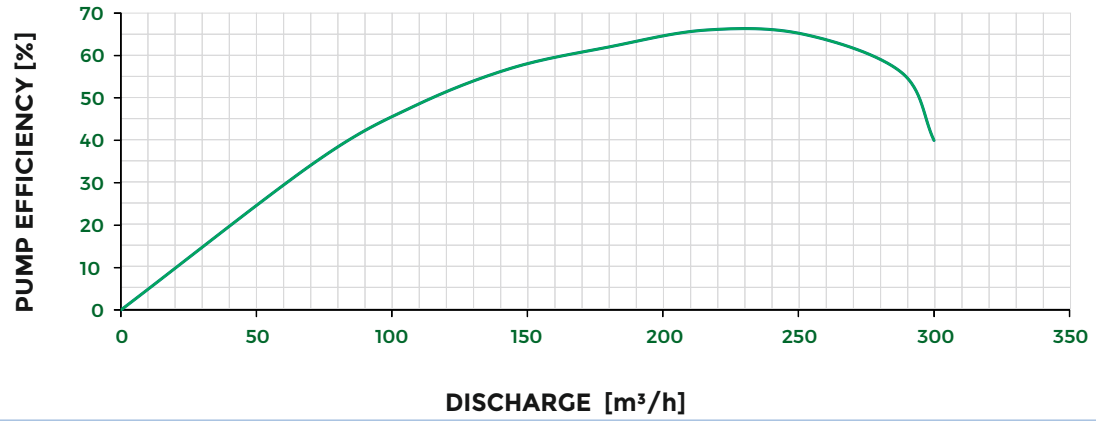

SUBMERSIBLE PUMPS



SUBMERSIBLE MOTORS

SUITABLE FOR 4",6" & 8" BOREWELL PUMPS



4", 6" & 8" Motors

4" SUBMERSIBLE MOTORS

SUITABLE FOR 4" BOREWELL PUMPS

PERFORMANCE CHARACTERISTICS

4" MOTOR 3 PHASE 380 V 2 POLE 50 Hz DIRECT ONLINE STARTING

Pn		In	Ia/In	η			COSΦ			Ma/Mn	Mk/Mn	n	flat cable
kW	HP	A		2-4	3-4	4-4	2-4	3-4	4-4			1/min	mm2
0.75	1.0	2.5	4.8	60	66	69	48	56	66	2.5	3.5	2860	1 fl x 3 x 2.5
1.5	2.0	4.3	4.2	65	69	70	55	66	76	1.8	3.3	2840	1 fl x 3 x 2.5
2.2	3.0	5.8	3.5	68	70	70	63	75	84	2.0	2.8	2760	1 fl x 3 x 2.5
3.0	4.0	7.7	4.0	72	74	73	59	73	81	2.2	2.8	2800	1 fl x 3 x 2.5
3.7	5.0	9.7	4.2	71	75	75	57	72	78	2.5	3.2	2800	1 fl x 3 x 2.5
4.5	6.0	11.5	4.3	70	75	74	58	71	78	2.4	3.1	2800	1 fl x 3 x 2.5
5.5	7.5	14.0	4.1	73	74	75	52	68	79	2.3	2.8	2750	1 fl x 3 x 2.5
7.5	10.0	19.0	4.0	72	75	76	51	67	76	2.2	2.6	2780	1 fl x 3 x 4.0

Pn	Rated output	COSØ	Power factor-percent
In	Rated current	Ma/Mn	Starting torque / Rated torque
Ia/In	Starting current /Rated current	Mk/Mn	Breakdown torque /Rated torque
η	Efficiency-percent	n	Rated speed

Connection (Coupling)	4" NEMA
Cable length	5 m
Degree of protection	IP58
Voltage tolerances	380V (360V to 416V)
Motor protection	At control panel thermal overcurrent trip
Wye- delta version	Wye
Switching frequency	Max. 20/h
Ambient temperature	Max. 33° C

Optional:

Flat Cable with 4 core

Motor Suitable for other voltage

SUBMERSIBLE MOTOR

SUITABLE FOR 4" BOREWELL PUMPS

SECTIONAL VIEW WITH MATERIAL OF CONSTRUCTION

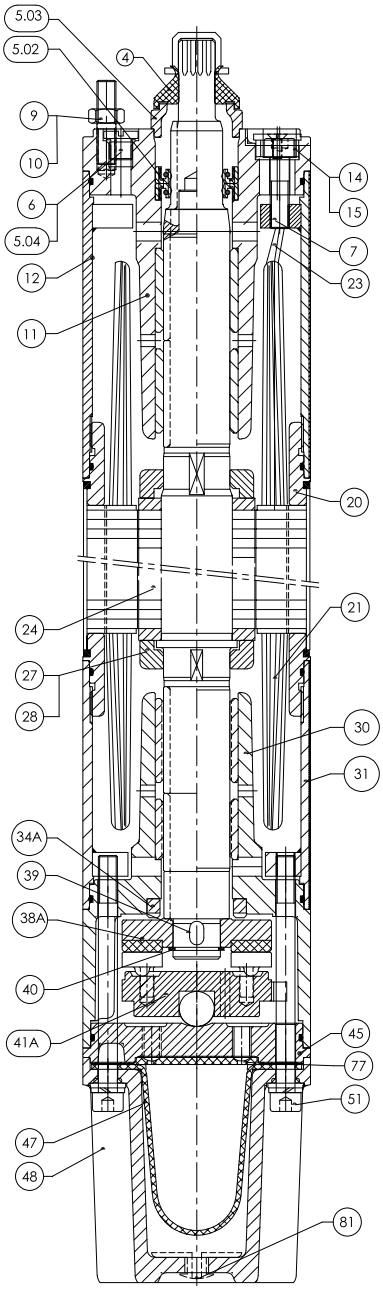

P.No.	PART NAME	MATERIAL
4	SAND GUARD RUBBER	NITRILE RUBBER
5.02	LIP SEAL	NITRILE RUBBER
5.03	LIP SEAL RING	SS AISI 304
5.04	DRAIN PLUG	BRASS
6	"O" RING (D.PLUG)	NITRILE RUBBER
7	HEX. SOCKET HEAD CAP SCREW	SS AISI 304
9	STUD	SS AISI 316
10	NUT	SS AISI 316
11	TOP BRG.HOUSING ASSY	CI, FG200 IS:210
12	TOP BRG. BODY ASSY	SS, AISI 304
14	TERMINAL LOCK WASHER	SS, AISI 304
15	OVAL WASHER	NITRILE RUBBER
20	STATOR ASSY.	SS, AISI 304 + CRCA STEEL
21	WINDING WIRE	PP
23	CABLE	PVC
24	ROTOR SHAFT ASSY.	SS, AISI 431 +316L + CRCA STEEL
27	BALANCING COLLAR	LB4, BS:1400
28	HEX. SOC. HEAD GRUB SCREW	MILD STEEL
30	BOTTOM BEARING HOUSING	CI, FG200 IS:210
31	BOTTOM BRG.BODY ASSY.	SS, AISI 304
34A	THRUST RING	HYLAM FIBRE
38A	THRUST COUPLING ASSY.	SS,AISI 410+ CARBON
39	KEY (T.COUPLING)	SS, AISI 410
40	CIRCLIP	SPRING ST. EN42
41A	THRUST BRG.ASSY.	CI, FG260A + SS, AISI 420/ CA 40
45	BASE PLATE	CI, FG200 IS:210
47	DIAPHRAGM	NITRILE RUBBER
48	BASE BOTTOM	CI, FG200 IS:210
51	HEX. SH. CAP SCREW (BASE)	SS, AISI 304
77	PLUG PLATE	NITRILE RUBBER
81	DIAPHRAGM SUPPORT	NITRILE RUBBER

6" SUBMERSIBLE MOTORS

SUITABLE FOR 6" BOREWELL PUMPS

PERFORMANCE CHARACTERISTICS

6" MOTOR 3 PHASE 380 V 2 POLE 50 Hz DIRECT ONLINE STARTING

Pn		In	Ia/In	η			COSΦ			Ma/Mn	Mk/Mn	n	flat cable
kW	HP	A		2-4	3-4	4-4	2-4	3-4	4-4			1/min	mm2
1.5	2.0	4.3	5.0	63	67	71	56	67	76	2.8	6.0	2900	1 fl x 3 x 2.5
2.2	3.0	6.0	5.2	67	72	73	64	74	78	2.7	5.5	2880	1 fl x 3 x 2.5
3.0	4.0	7.5	5.0	70	74	75	65	76	81	2.2	5.0	2880	1 fl x 3 x 4
3.7	5.0	9.2	5.0	72	75	76	65	77	82	2.2	4.2	2870	1 fl x 3 x 4
4.5	6.0	11.0	5.0	74	77	77	66	76	82	2.1	4.5	2870	1 fl x 3 x 4
5.5	7.5	12.7	5.0	74	79	79	70	80	83	2.0	4.5	2870	1 fl x 3 x 4
6.7	9.0	15.5	6.5	77	80	81	63	73	80	2.8	5.0	2880	1 fl x 3 x 4
7.5	10.0	17.0	6.0	78	80	81	66	76	82	2.0	4.8	2880	1 fl x 3 x 4
9.3	12.5	21.0	5.0	78	82	83	66	76	81	2.8	5.2	2900	1 fl x 3 x 6
11.0	15.0	25.3	6.5	78	82	83	65	75	80	2.4	5.0	2900	1 fl x 3 x 6
13.0	17.5	30.0	6.2	79	83	84	63	74	80	2.3	4.8	2900	1 fl x 3 x 6
15.0	20.0	34.0	6.5	79	83	83	65	75	80	2.5	4.2	2900	1 fl x 3 x 6
18.5	25.0	41.0	6.0	81	84	84	70	77	82	2.3	4.0	2900	2 fl x 3 x 6
22.0	30.0	50.0	5.5	80	83	84	68	74	81	2.5	3.5	2900	2 fl x 3 x 6
26.0	35.0	58.0	5.4	81	84	84	68	74	81	2.1	3.7	2900	2 fl x 3 x 6
30.0	40.0	69.0	5.2	82	84	83	65	73	80	2.2	3.6	2900	2 fl x 3 x 6
37.0	50.0	80.0	5.2	85	85	84	70	80	84	2.2	3.5	2820	2 fl x 3 x 10

Pn	Rated output	COSØ	Power factor-percent
In	Rated current	Ma/Mn	Starting torque / Rated torque
Ia/In	Starting current /Rated current	Mk/Mn	Breakdown torque /Rated torque
η	Efficiency-percent	n	Rated speed

Connection (Coupling)	6" NEMA
Cable length	5 m
Degree of protection	IP68
Voltage tolerances	380V (360V to 416V)
Motor protection	At control panel thermal overcurrent trip
Wye- delta version	Ia/In x 0.33, Ma/Mn x 0.33
Horizontal use	Upto 15.0 kW
Switching frequency	Max. 20/h
Ambient temperature	Max. 33° C

Optional:
Flat Cable with 4 core
STAR DELTA start version up to 15kW
Motor Suitable for other voltage

SUBMERSIBLE MOTOR

SUITABLE FOR 6" BOREWELL PUMPS (UPTO 30HP)

SECTIONAL VIEW WITH MATERIAL OF CONSTRUCTION

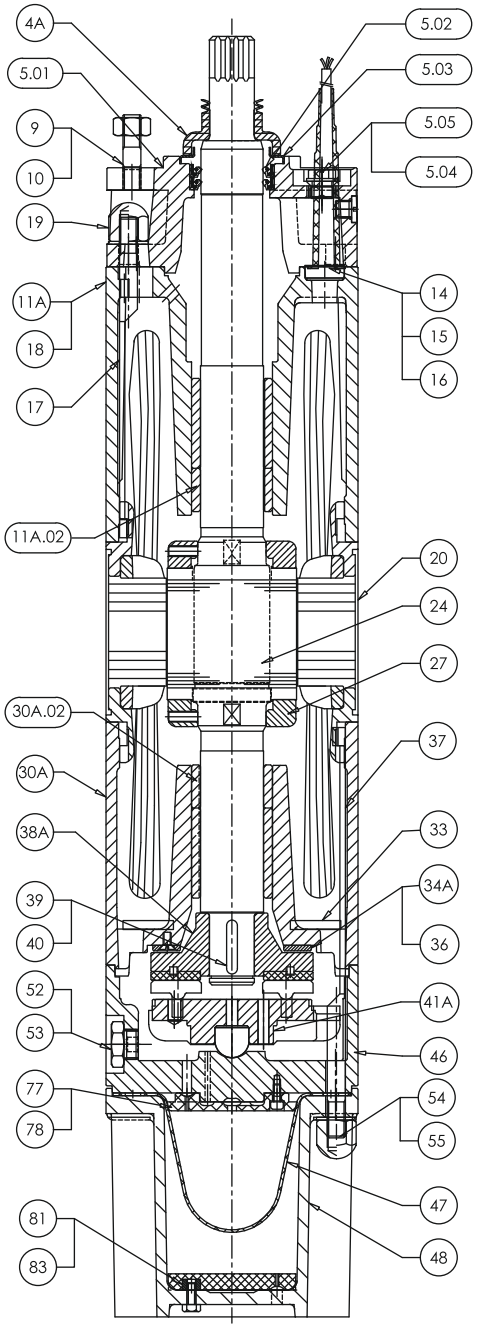

P.No.	PART NAME	MATERIAL
4A	SAND GUARD	NITRILE RUBBER
5.01	CABLE BOX	CI, FG200 IS:210
5.02	LIP SEAL	NITRILE RUBBER
5.03	LIP SEAL RING	SS AISI 304
5.04	DRAIN PLUG	BRASS
5.05	DRAIN PLUG WASHER	FIBRE
9	STUD (C.BOX)	SS, AISI 304/316/316L
10	NUT (C.BOX)	SS, AISI 304/316/316L
11A	TOP BRG. HOUSING	CI, FG200 IS:210
11A.02	BEARING BUSH	CARBON
14	TERMINAL LOCK WASHER	SS, AISI 304
15	OVAL WASHER & DUMMY	NITRILE RUBBER
16	TERMINAL DUMMY	SS, AISI 304
17	T-BOLT (TOP)	MILD STEEL
18	"O" RING (T-BOLT)	NITRILE RUBBER
19	DOME NUT	BRASS
20	STATOR ASSY.	SS.AISI 304+ CRCA STEEL
24	ROTOR SHAFT ASSY	SS, AISI 410+ CRCA STEEL
27	BALANCING COLLAR	LB4, BS:1400
30A	BOT. BRG. HOUSING	CI, FG200 IS:210
30A.02	BEARING BUSH	CI, FG200 IS:210
33	WINDING SUPPORT	NITRILE RUBBER
34A	THRUST RING	HYLAM FABRIC
36	CSK SCREW (T.RING)	SS, AISI 304
37	T-BOLT (BOT.)	MILD STEEL
38A	THRUST COUPLING ASSY.	SS, AISI 410+ CARBON
39	KEY(T.COUPLING)	SS, AISI 410
40	CIRCLIP	SPRING ST. EN42
41A	THRUST BRG. ASSY.	CI, FG200 IS:210 + SS, AISI 410
46	BASE (TOP)	CI, FG200 IS:210
47	DIAPHRAGM	NITRILE RUBBER
48	BASE (BOT.)	CI, FG200 IS:210
52	DRAIN PLUG	BRASS
53	WASHER (D.PLUG)	FIBRE
54	DOME NUT	BRASS
55	WASHER (D.NUT)	FIBRE
77	PLUG PLATE	NITRILE RUBBER
78	HEX. S.H. CAP SCREW	SS, AISI 304
81	DIAPHRAGM SUPPORT	NITRILE RUBBER
83	HEX. BOLT	MILD STEEL

SUBMERSIBLE MOTOR

SUITABLE FOR 6" BOREWELL PUMPS (35HP & ABOVE)

SECTIONAL VIEW WITH MATERIAL OF CONSTRUCTION

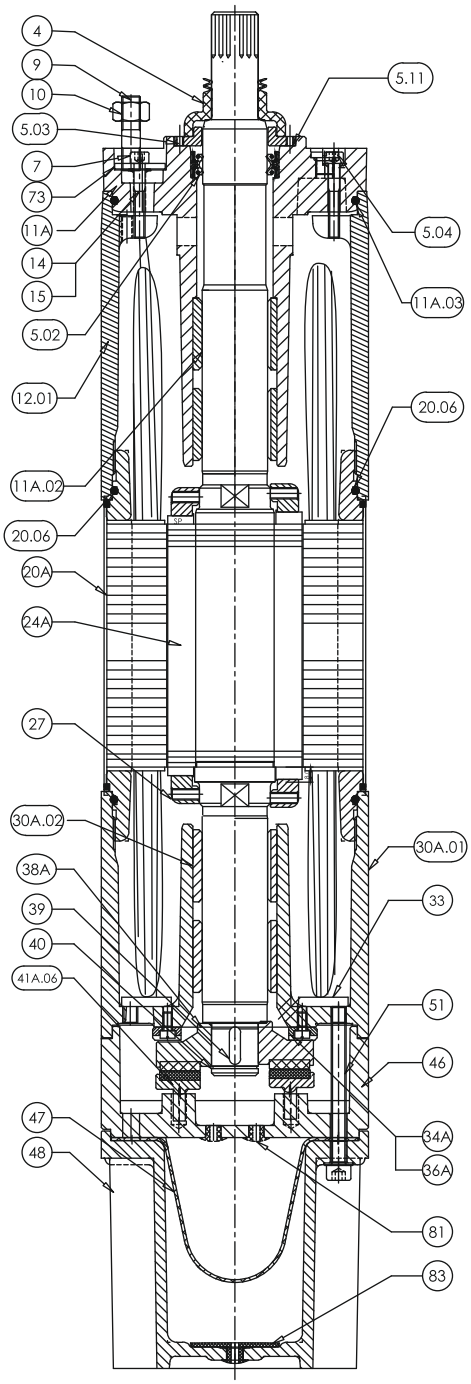

P.No.	PART NAME	MATERIAL
4	SAND GUARD	NITRILE RUBBER
5.02	LIP SEAL	NITRILE RUBBER
5.03	LIP SEAL RING	CF8
5.04	DRAIN PLUG	BRASS
5.11	GRUB SCREW	SS AISI 304
7	HEX.SOC.HD. CAP SCREW	SS, AISI 304
9	STUD (TBH)	SS, AISI 304
10	NUT	SS, AISI 304
11A	TOP BRG.HOUSING	CI, FG200 IS:210
11A.02	BEARING BUSH	CARBON
11A.03	"O" RING	NITRILE RUBBER
12.01	TOP BEARING BODY	CI, FG200 IS:210
14	TERMINAL LOCK WASHER	SS, AISI 304
15	OVAL WASHER	NITRILE RUBBER
20A	STATOR ASSY.	SS, AISI 304 + CRCA STEEL
20.06	"O" RING	NITRILE RUBBER
24A	ROTOR SHAFT ASSY	ROTOR SHAFT ASSY
27	BALANCING COLLAR	CI, FG200 IS:210
30A.01	BOT. BRG. HOUSING	CI, FG200 IS:210
30A.02	BEARING BUSH	CARBON
33	WINDING SUPPORT	NITRILE RUBBER
34A	THRUST RING	HYLAM FABRIC
36A	CHEESE HEAD SCREW	SS, AISI 304
38A	THRUST COUPLING ASSY	SILICON CARBIDE+SS 410
39	KEY (T.COUPLING)	SS, AISI 410
40	CIRCLIP	SPRING ST. EN42
41A.06	SEGMENT PIECE	SILICON CARBODE+SS(IVEST.)
46	BASE-TOP	CI, FG200 IS:210
47	DIAPHRAGM	NITRILE RUBBER
48	BASE (BOT.)	CI, FG200 IS:210
51	HEX.SOC.HD.CAP SCREW	SS, AISI 304
73	TERMINAL LOCK PLATE	SS, AISI 304
81	DIAPHRAGM SUPPORT	NITRILE RUBBER
83	RELIEF PIN	NITRILE RUBBER

8" SUBMERSIBLE MOTORS

SUITABLE FOR 8" BOREWELL PUMPS

PERFORMANCE CHARACTERISTICS

8" MOTOR 3 PHASE 380 V 2 POLE 50 Hz DIRECT ONLINE STARTING

Pn		In	Ia/In	η			COSΦ			Ma/Mn	Mk/Mn	n	flat cable
kW	HP	A		2-4	3-4	4-4	2-4	3-4	4-4			1/min	mm2
9.3	12.5	22.0	5.8	76	79	81	63	75	80	1.7	4.8	2900	2 fl x 4 x 4
11.0	15.0	26.0	6.1	77	80	82	62	74	80	1.6	5.0	2900	2 fl x 4 x 4
13.0	17.5	29.0	6.8	78	82	84	65	77	81	1.8	5.2	2910	2 fl x 4 x 4
15.0	20.0	33.0	6.8	78	82	84	68	78	82	2.2	5.5	2910	2 fl x 4 x 6
18.5	25.0	42.0	7.0	79	83	85	65	75	80	2.3	5.7	2920	2 fl x 4 x 6
22.5	30.0	49.0	7.0	82	85	86	65	75	80	2.0	5.5	2920	2 fl x 4 x 10
26.0	35.0	57.0	6.5	83	85	86	68	77	81	2.0	5.5	2920	2 fl x 4 x 10
30.0	40.0	64.0	6.5	84	86	87	70	78	81	1.8	5.3	2900	2 fl x 4 x 16
37.0	50.0	73.5	6.6	85	87	88	75	83	87	1.5	5.1	2900	2 fl x 4 x 16
45.0	60.0	88.5	6.8	86	87	88	75	83	88	1.6	5.2	2900	2 fl x 4 x 16
52.0	70.0	100.0	5.3	87	88	88	78	87	90	1.6	5.1	2910	2 fl x 4 x 16
55.0	75.0	105.0	5.4	87	88	88	81	87	90	1.6	5.2	2900	2 fl x 4 x 16
60.0	80.0	123.0	5.7	85	87	87	69	79	85	1.6	5.2	2910	2 fl x 4 x 16
75.0	100.0	145.0	5.6	88	88	88	77	85	89	1.6	5.1	2900	2 fl x 4 x 25

Pn	Rated output	COSØ	Power factor-percent
In	Rated current	Ma/Mn	Starting torque / Rated torque
Ia/In	Starting current /Rated current	Mk/Mn	Breakdown torque /Rated torque
η	Efficiency-percent	n	Rated speed

Connection (Coupling)	8" NEMA
Cable length	5 m
Degree of protection	IP68
Voltage tolerances	380V (360V to 416V)
Motor protection	At control panel thermal overcurrent trip
Wye-delta version	Ia/In x 0.33, Ma/Mn x 0.33
Horizontal use	Upto 22.5 kW
Switching frequency	Max. 20/h
Ambient temperature	Max. 33° C

Optional:
Flat Cable with 3 core
DOL start version up to 18.5kW
Motor Suitable for other voltage

SUBMERSIBLE MOTOR

SUITABLE FOR 8" BOREWELL PUMPS

SECTIONAL VIEW WITH MATERIAL OF CONSTRUCTION

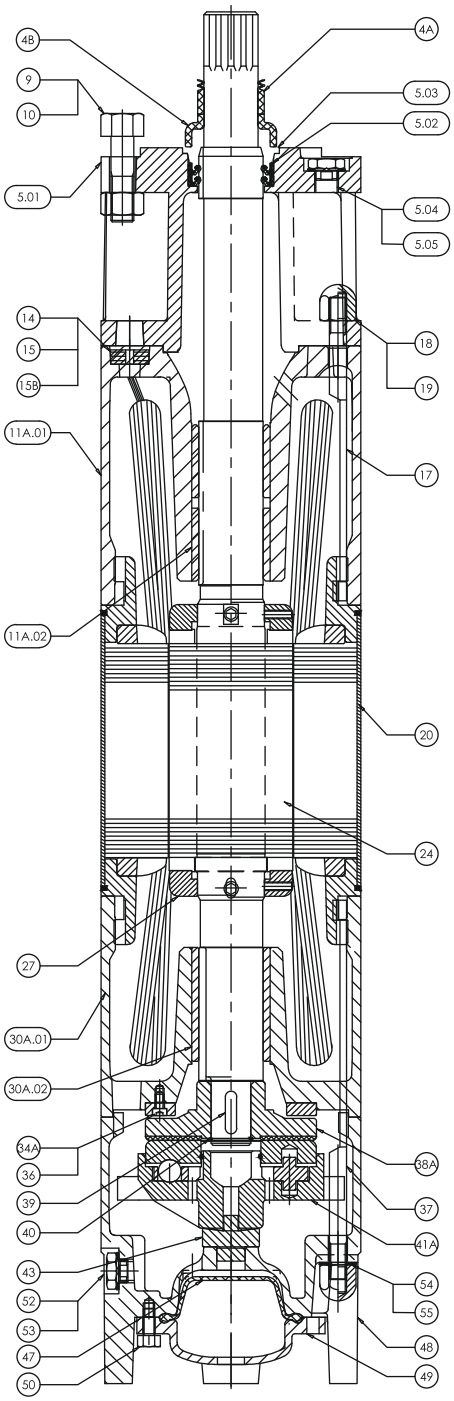

P.No.	PART NAME	MATERIAL
4A	SAND GUARD (TOP)	NITRILE RUBBER
4B	SAND GUARD (BOT.)	NITRILE RUBBER
5.01	CABLE BOX	CI, FG200 IS:210
5.02	LIP SEAL	NITRILE RUBBER
5.03.	LIP SEAL RING	SS, AISI 304
5.04	DRAIN PLUG	BRASS
5.05	DRAIN PLUG WASHER	FIBRE
9	BOLT	SS, AISI 304
10	NUT	SS, AISI 304
11A.01	TOP BRG. HOUSING	CI, FG200 IS:210
11A.02	BEARING BUSH	CARBON
14	TERMINAL LOCK WASHER	SS, AISI 304
15	OVAL WASHER	NITRILE RUBBER
15B	OVAL WASHER-DUMMY	NITRILE RUBBER
16	TERMINAL DUMMY	SS, AISI 304
17	T-BOLT (TOP)	MILD STEEL
18	"O" RING (T-BOLT)	NITRILE RUBBER
19	DOME NUT	BRASS
20	STATOR ASSY.	SS, AISI 304 + CRCA STEEL
24	ROTOR SHAFT ASSY	SS, AISI 410+ CRCA STEEL
27	BALANCING COLLAR	LB4, BS:1400
30A.01	BOT.BRG.HOUSING	CI. FG200 IS:210
30A.02	BEARING BUSH	CI, FG200 IS:210
34A	THRUST RING	HYLAM FABRIC
36	CSK SCREW (T.RING)	SS. AISI 304
37	T-BOLT (BOT.)	MILD STEEL
38A	THRUST COUPLING ASSY.	SS. AISI 410+ CARBON
39	KEY(T.COUPLING)	SS. AISI 410
40	CIRCLIP	ST. EN42
41A	THRUST BRG. ASSY.	LB4, BS:1400 + SS, AISI 410
43	SEGMENT PIN	LB4, BS:1400
47	DIAPHRAGM	NITRILE RUBBER
48	BASE (BOT.)	CI. FG200 IS:210
49	DIAPHRAGM CAP	CI. FG200 IS:210
50	HEX BOLT	SS, AISI 304
52	DRAIN PLUG	BRASS
53	WASHER (D.PLUG)	FIBRE
54	DOME NUT	BRASS
55	WASHER (D.NUT)	FIBRE

SUBMERSIBLE PUMPS





AQUASUB ENGINEERING
Thudiyalur Post, Coimbatore - 641 034. INDIA
Website: www.atx.in & www.aquagroup.in

ATX - 2024 - R1